



# Learning to play really great Ukulele

## Lesson 2

- Recapping Lesson 1
  - You are my Sunshine
  - Blowing in the Wind
- Learning Chords in the key of G
- New strumming patterns
- Songs in the key of G
  - Bye Bye Love
  - I wish I was a Mole in a Hole
- Who are these famous Ukulele Players – Quiz
- A new challenge – Chasing Cars by Snow Patrol



Astronaut, Kevin Ford playing ukulele on the International Space Station.

There is a ukulele permanently kept on the space station for astronauts to play.

## Recapping Lesson 1

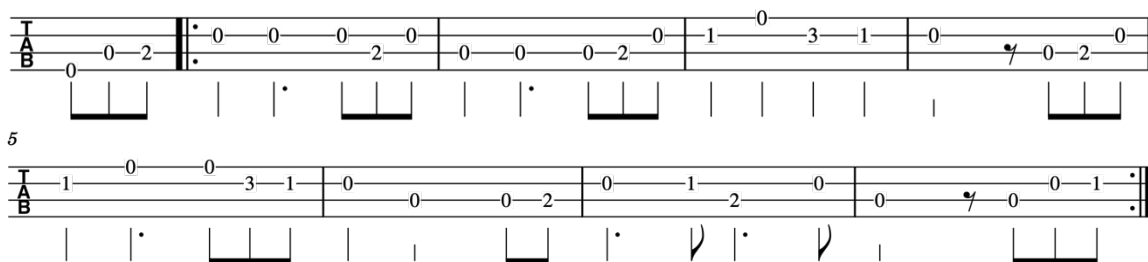
### Play

- You are my Sunshine with instrumental
- Blowing in the Wind

## You Are My Sunshine

**Verse 1:** [Tacet] You are my [G] sunshine my only [G] sunshine  
You make me [C] happy when skies are [G] grey  
You'll never [C] know dear how much I [G] love you  
Please don't [G] take my [D] sunshine a [G] way

**Verse 2:** [Tacet] The other [G] night dear as I lay [G] sleeping  
I dreamed I [C] held you in my [G] arms  
But when I [C] woke dear I was mis [G] taken  
And I [G] hung my [D] head and I [G] cried



**Verse 3:** [Tacet] You are my [G] sunshine my only [G] sunshine  
You make me [C] happy when skies are [G] grey  
You'll never [C] know dear how much I [G] love you  
Please don't [G] take my [D] sunshine a [G] way

**Verse 4:** [Tacet] You are my [G] sunshine my only [G] sunshine  
You make me [C] happy when skies are [G] grey  
You'll never [C] know dear how much I [G] love you  
Please don't [G] take my [D] sunshine a [G] way  
[Tacet] Oh please don't [G] take my [G7] sunshine a [G] way  
[Tacet] Oh please don't [G] take my [G7] sunshine a [G] way [D] [G]

# Chords in the key of G

## G

Fret 2: Place Finger 1 on the C string and use Finger 2 to fret the A string.

Fret 3: Position Finger 3 on the E string.



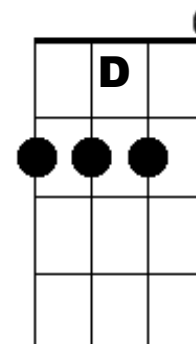
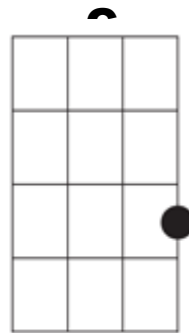
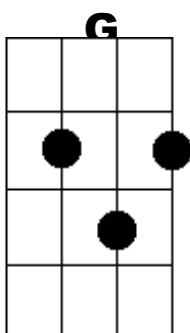
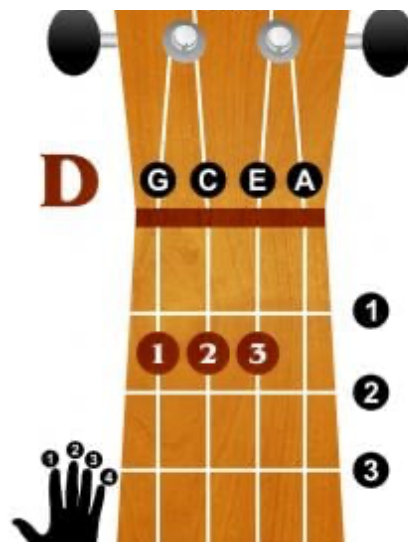
## C

Fret 3: Position Finger 3 on the bottom string (A string).



## D

Fret 2: Place Fingers 1, 2 and 3 on the G, C and E strings.



# Bye Bye Love - Felice & Boudleaux Bryant

**Chorus:** [C] Bye, bye, [G] love, [C] bye bye, [G] happiness  
[C] Hello, [G] loneliness, I think I'm [D] gonna [G] cry  
[C] Bye, bye, [G] love, [C] bye bye, [G] sweet caress  
[C] Hello, [G] emptiness, I feel like [D] I could [G] die  
Bye bye, my [D] love, good[G]bye [G] ↓

**Verse 1:** There goes my [D] baby with someone [G] new  
She sure looks [D] happy, I sure am [G] blue  
She was my [C] baby, till he stepped [D] in  
Goodbye to romance that might have [G] been

**Chorus:** [C] Bye, bye, [G] love, [C] bye bye, [G] happiness  
[C] Hello, [G] loneliness, I think I'm [D] gonna [G] cry  
[C] Bye, bye, [G] love, [C] bye bye, [G] sweet caress  
[C] Hello, [G] emptiness, I feel like [D] I could [G] die  
Bye bye, my [D] love, good[G]bye ↓

**Verse 2:** [G] I'm through with [D] romance, I'm through with [G] love  
I'm through with [D] counting the stars a[G]bove  
[C7] And here's the [C] reason that I'm so [D] free  
My loving baby is through with [G] me

**Chorus:** [C] Bye, bye, [G] love, [C] bye bye, [G] happiness  
[C] Hello, [G] loneliness, I think I'm [D] gonna [G] cry  
[C] Bye, bye, [G] love, [C] bye bye, [G] sweet caress  
[C] Hello, [G] emptiness, I feel like [D] I could [G] die  
Bye bye, my [D] love, good[G]bye

**Chorus:** [C] Bye, bye, [G] love, [C] bye bye, [G] happiness  
[C] Hello, [G] loneliness, I think I'm [D] gonna [G] cry  
[C] Bye, bye, [G] love, [C] bye bye, [G] sweet caress  
[C] Hello, [G] emptiness, I feel like [D] I could [G] die  
Bye bye, my [D] love, good[G]bye

## Strumming 2

We are going to briefly look at five strumming patterns and then use some of the patterns to play a couple of songs.

### Counting

To get really steady strumming we need to be able to count the beats consistently –

1      2      3      4

---

#### Pattern 1

Count:	1	2	3	4
Strum:	Down	Down	Down	Down

---

#### Pattern 2

1	&	2	&	3	&	4	&
Down	Up	Down	Up	Down	Up	Down	Up

---

#### Pattern 3

1	2	&	3	4	&
Down	Down	Up	Down	Down	Up

---

#### Pattern 4

1	&	2	3	&	4
Down	Up	Down	Down	Up	Down

---

#### Pattern 5 (The Calypso strum)

1	2	&	&	4	&
Down	Down	Up	Up	Down	Up

---


# **I Wish I Was a Mole in the Ground – Trad.**

- Verse 1:** I [G] wish I was a [D] mole in the [G] ground  
Yes, I [C] wish I was a mole in the [G] ground  
If I'm a [C] mole in the [G] ground I'd root that mountain [C] down  
And I [G] wish I was a [D] mole in the [G] ground
- Verse 2:** Oh, I [G] wish I was a [D] lizard in the [G] spring  
Yes, I [C] wish I was a lizard in the [G] spring  
If I'm a [C] lizard in the [G] spring I'd hear my darlin' [C] sing  
And I [G] wish I was a [D] lizard in the [G] spring
- Verse 3:** Oh, [G] Tippy wants a [D] nine dollar [G] shawl  
Yes, [C] Tippy wants a nine dollar [G] shawl  
When [C] I come o'er the [G] hill with a forty dollar [C] bill  
[G] Baby, where you [D] been so [G] long?
- Verse 4:** Oh [G] Tippy, let your [D] hair roll [G] down  
[C] Tippy, let your hair roll [G] down  
Let your [C] hair roll [G] down and your bangs curl [C] round  
Oh [G] Tippy, let your [D] hair roll [G] down
- Verse 5:** I [G] been in the [D] bend so [G] long  
Yes, [C] I been in the bend so [G] long  
I [C] been in the [G] bend with the rough and rowdy [C] men  
[G] Baby, where you [D] been so [G] long?
- Verse 6:** Oh, [G] I don't like a [D] railroad [G] man  
No, [C] I don't like a railroad [G] man  
If I'm a [C] railroad [G] man then I'll kill you when I [C] can  
[G] Drink up your [D] blood like [G] wine
- Verse 7:** I [G] wish I was a [D] turtle in the [G] pond  
I [C] wish I was a turtle in the [G] pond  
If I's a [C] turtle in the [G] pond I would stay there all day [C] long  
I [G] wish I was a [D] turtle in the [G] pond
- Verse 8:** I [G] wish I was a [D] mole in the [G] ground  
Yes, I [C] wish I was a mole in the [G] ground  
If I'm a [C] mole in the [G] ground I'd [Em] root that mountain [C] down  
And I [G] wish I was a [D] mole in the [G] ground [D]↓ [G]↓

## Who are these famous ukulele players?



**A**




**B**



**C**



**D**



**E**



**F**



**G**



**H**



**I**



**J**

# Chasing Cars - Snow Patrol

**Intro:** c g x 8©

**Verse 1:** [C] We'll do it all [F] everything  
[G] on our own c g x8©  
[C] We don't need [F] anything  
[G] or anyone c g x6©

**Chorus:** (Tacet) If I lay [C] here if I just [G] lay here  
Would you lie [F] with me and just forget the world c g x8©

**Verse 2:** [C] I don't quite know [F] how to say  
[G] how I feel c g x8©  
[C] Those three words [F] are said too much  
[G] They're not enough c g x6©

**Chorus:** (Tacet) If I lay [C] here if I just [G] lay here  
Would you lie [F] with me and just forget the world [C] 234 1234 1234  
[C] Forget what we're told before we [G] get too old  
Show me a [F] garden that's bursting into life c g x8©

**Verse 3:** [C] Let's waste time [F] chasing cars  
[G] Around our heads c g x8©  
[C] I need your grace [F] to remind me  
[G] To find my own c g x6©

**Chorus:** (Tacet) If I lay [C] here if I just [G] lay here  
Would you lie [F] with me and just forget the world [C] 234 1234 1234  
[C] Forget what we're told before we [G] get too old  
Show me a [F] garden that's bursting into life [C] 234 1234 1234  
[C] All that I am all that I [G] ever was  
Is here in your [F] perfect eyes they're all I can see [C] 234 1234 1234  
[C] I don't know where confused about [G] how as well  
Just know that these [F] things will never change  
For us at all c g x8©

**Outro:** If I lay [C] here if I just [G] lay here  
Would you lie [F] with me and just forget the world c g x8© [Cp]

## Notes:

1. Intro, Verse and Outro are all played finger picking the C and G strings only. I use my thumb and first finger.
2. © = cycle i.e. one pluck of G and C string so 8© = play G and C string 8 times each
3. Chorus is strummed with a moderately fast down strum only. The last [C] of each chorus is not strummed but reverts to the fingerpicking
4. [Cp] Pinch G and C strings to finish