



Learning to play really great Ukulele

Lesson 4

- Recapping previous lessons
 - Blowing in the Wind
 - I wish I was a Mole in a Hole
 - This train is bound for Glory
- Learning Minor chords – Am and Em
- Playing songs with sevenths and minor chords
 - All I have to do is dream
 - Dirty Old Town
- Continue the Challenge
 - Playing the Blues

Strumming

Pattern 3

1	2	&	3	4	&
Down	Down	Up	Down	Down	Up

Blowing in the Wind – Bob Dylan

Verse 1: [C] How many [F] roads must a [C] man walk down
Before you [F] call him a [G] man [G7]?
[C] How many [F] seas must a [C] white dove [Am] sail
Be-[C]-fore she [F] sleeps in the [G] sand?
[C] How many [F] times must the [C] cannonballs [Am] fly
Be [C] fore they're for[F]ever [G] banned?

Chorus: The [F] answer, my [G] friend, is [C] blowin' in the [Am] wind,
The [F] answer is [G] blowin' in the [C] wind.

Verse 2: [C] How many [F] times must a [C] man look up
Before he can [F] see the [G] sky [G7]?
[C] How many [F] ears must [C] one man [Am] have
Be-[C]-fore he can [F] hear people [G] cry?
[C] How many [F] deaths will it [C] take 'til he [Am] knows that
[C] Too many [F] people have [G] died?

Chorus: The [F] answer, my [G] friend, is [C] blowin' in the [Am] wind,
The [F] answer is [G] blowin' in the [C] wind.

Verse 3: [C] How many [F] years can a [C] mountain exist
Before it is [F] washed to the [G] sea [G7]?
[C] How many [F] years can some [C] people [Am] exist
Be-[C]-fore they're a[F]llowed to be [G] free?
[C] How many [F] times can a [C] man turn his [Am] head and
[C] Pretend that he [F] just doesn't [G] see?

Chorus: The [F] answer, my [G] friend, is [C] blowin' in the [Am] wind,
The [F] answer is [G] blowin' in the [C] wind.
[F] The answer, my [G] friend, is [C] blowin' in the [Am] wind,
The [F] answer is [G] blowin' in the [C] wind.

Strumming

Pattern 5 : 1 2 & & 4 &
 Down Down Up Up Down Up

I Wish I Was a Mole in the Ground – Trad.

Verse 1: I [G] wish I was a [D] mole in the [G] ground
 Yes, I [C] wish I was a mole in the [G] ground
 If I'm a [C] mole in the [G] ground I'd root that mountain [C] down
 And I [G] wish I was a [D] mole in the [G] ground

Verse 2: Oh, I [G] wish I was a [D] lizard in the [G] spring
 Yes, I [C] wish I was a lizard in the [G] spring
 If I'm a [C] lizard in the [G] spring I'd hear my darlin' [C] sing
 And I [G] wish I was a [D] lizard in the [G] spring

Verse 3: Oh, [G] Tippy wants a [D] nine dollar [G] shawl
 Yes, [C] Tippy wants a nine dollar [G] shawl
 When [C] I come o'er the [G] hill with a forty dollar [C] bill
 [G] Baby, where you [D] been so [G] long?

Verse 4: Oh [G] Tippy, let your [D] hair roll [G] down
 [C] Tippy, let your hair roll [G] down
 Let your [C] hair roll [G] down and your bangs curl [C] round
 Oh [G] Tippy, let your [D] hair roll [G] down

Verse 5: I [G] been in the [D] bend so [G] long
 Yes, [C] I been in the bend so [G] long
 I [C] been in the [G] bend with the rough and rowdy [C] men
 [G] Baby, where you [D] been so [G] long?

Verse 6: Oh, [G] I don't like a [D] railroad [G] man
 No, [C] I don't like a railroad [G] man
 If I'm a [C] railroad [G] man then I'll kill you when I [C] can
 [G] Drink up your [D] blood like [G] wine

Verse 7: I [G] wish I was a [D] turtle in the [G] pond
 I [C] wish I was a turtle in the [G] pond
 If I's a [C] turtle in the [G] pond I would stay there all day [C] long
 I [G] wish I was a [D] turtle in the [G] pond

Verse 8: I [G] wish I was a [D] mole in the [G] ground
 Yes, I [C] wish I was a mole in the [G] ground
 If I'm a [C] mole in the [G] ground I'd [Em] root that mountain [C] down
 And I [G] wish I was a [D] mole in the [G] ground [D]↓ [G]↓

Strumming

Pattern 5 : 1 2 &. & 4 &
 Down Down Up Up Down Up

This Train is bound for Glory

Chorus: [D] This train is bound for glory, this train.
 This train is bound for glory, [A7] this train.
 [D] This train is [D7] bound for glory,
 [G] None gonna ride it but the [G7] righteous and the holy.
 [D] This train is [A7] bound for glory, [D] this train.

Verse 1: [D] This train don't carry no gamblers, this train;
 This train don't carry no gamblers, [A7] this train;
 [D] This train don't [D7] carry no gamblers,
 [G] No High Flyers, no [G7] midnight ramblers,
 [D] This train don't [A7] carry no gamblers, [D] this train.

Chorus: [D] This train is bound for glory, this train.
 This train is bound for glory, [A7] this train.
 [D] This train is [D7] bound for glory,
 [G] None gonna ride it but the [G7] righteous and the holy.
 [D] This train is [A7] bound for glory, [D] this train.

Verse 2: [D] This train, done carried my mother, this train.
 This train, done carried my mother, [A7] this train.
 [D] This train, done [D] carried my mother,
 [G] my mother, my father, my [G7] sister and my brother,
 [D] This train, done [A7] carried my mother, [D] this train.

Chorus: [D] This train is bound for glory, this train.
 This train is bound for glory, [A7] this train.
 [D] This train is [D7] bound for glory,
 [G] None gonna ride it but the [G7] righteous and the holy.
 [D] This train is [A7] bound for glory, [D] this train.

Verse 3: [D] This train is leaving in the morning, this train.
 This train is leaving in the morning, [A7] this train.
 [D] This train is [D7] leaving in the morning
 [G] Great God Almighty, a [G7] new day is dawning!
 [D] This train is [A7] leaving in the morning, [D] this train.

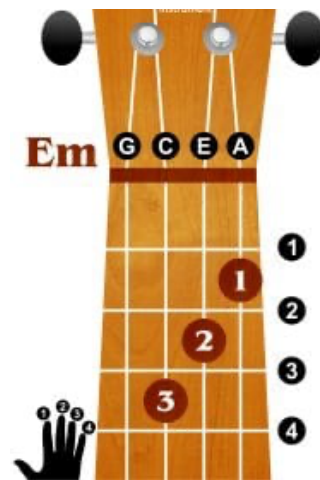
Chorus: [D] This train is bound for glory, this train.
 This train is bound for glory, [A7] this train.
 [D] This train is [D7] bound for glory,
 [G] None gonna ride it but the [G7] righteous and the holy.
 [D] This train is [A7] bound for glory, [D] this train.

Minor chords

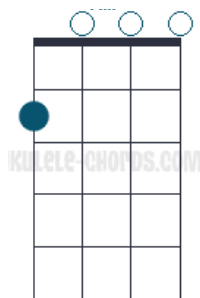
A minor (Am)



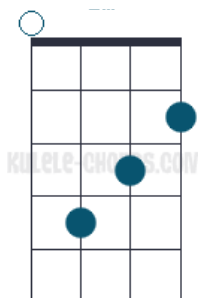
E minor (Em)



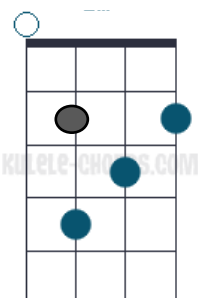
Am



Em



or



All I have to do is dream - Boudleaux Bryant

Strumming Pattern 4

1	2	&	3	4	&
Down	Down	Up	Down	Down	Up

Intro: [C] [Am] [F] [G7] x2
[C] Drea-ea-ea-ea- [Am] eam [F] dream dream [G7] dream
[C] Drea-ea-ea-ea- [Am] eam [F] dream dream [G7] dream

Verse 1: When [C] I want [Am] you [F] in my [G7] arms
When [C] I want [Am] you [F] and all your [G7] charms
When [C] ever I [Am] want you [F] all I have to [G7] do is
[C] Drea-ea-ea-ea- [Am] eam [F] dream dream [G7] dream

Verse 2: When [C] I feel [Am] blue [F] in the [G7] night
And [C] I need [Am] you [F] to hold me [G7] tight
When [C] ever I [Am] want you [F] all I have to [G7] do is
[C] Drea-ea-[F]ea-[C]eam [C7]

Bridge: [F] I can make you mine [Em] taste your lips of wine
[F] Anytime [G7] night or [C] day [C7]
[F] Only trouble is [Em] gee whiz
I'm [D7] dreaming my life [G7] away

Verse 3: I [C] need you [Am] so [F] that I could [G7] die
I [C] love you [Am] so [F] and that is [G7] why
When [C] ever I [Am] want you [F] all I have to [G7] do is
[C] Drea-ea- [F] ea- [C] eam [C7]

Bridge: [F] I can make you mine [Em] taste your lips of wine
[F] Anytime [G7] night or [C] day [C7]
[F] Only trouble is [Em] gee whiz
I'm [D7] dreaming my life [G7] away

Verse 4: I [C] need you [Am] so [F] that I could [G7] die
I [C] love you [Am] so [F] and that is [G7] why
When [C] ever I [Am] want you [F] all I have to [G7] do is
[C] Drea-ea-ea-ea-[Am]eam [F] dream dream [G7] dream
[C] Drea-ea-ea-ea-[Am]eam [F] dream dream [G7] dream
(fading) [C] Drea-ea-ea-ea-[Am]eam [F] dream dream [G7] dream [C]

Dirty Old Town - Ewan MacColl

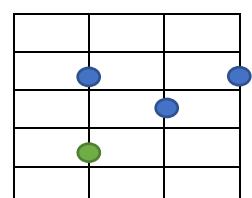
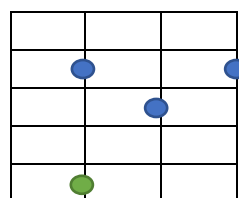
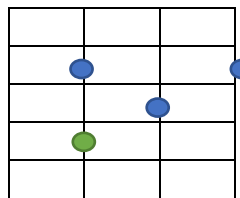
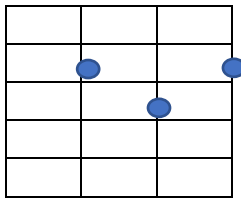
Strumming Pattern 4

1	2	&	3	4	&
Down	Down	Up	Down	Down	Up

- Intro:** [C]/// [C]/// [C]/// [C]↓
I found my [C] love, by the [F] gas works [C] croft
Dreamed a [F] dream, by the old [C] canal
[F] Kissed my [C] girl, by the [F] factory [C] wall
[C] Dirty old [F] town, dirty old [Am] town [G7]↓
- Verse 1:** (Tacet) I found my [C] love, by the [F] gas works [C] croft
Dreamed a [F] dream, by the old [C] canal
[F] Kissed my [C] girl, by the [F] factory [C] wall
Dirty old [F] town, dirty old [Am] town [G7]↓
- Verse 2:** I heard a [C] siren [F] from the [C] docks
Saw a [F] train set the night on [C] fire
I [F] smelled the [C] spring on the [F] Salford [C] wind
Dirty old [F] town, dirty old [Am] town [G7]↓
- Instrum:** (Tacet) *I found my [C] love, by the [F] gas works [C] croft*
Dreamed a [F] dream, by the old [C] canal
[F] Kissed my [C] girl, by the [F] factory [C] wall
[C] Dirty old [F] town, dirty old [Am] town [G7]↓
- Verse 3:** Clouds are [C] drifting a[F]cross the [C] moon
Cats are [F] prowling on their [C] beats
[F] Spring's a [C] girl in the [F] street at [C] night
Dirty old [F] town, dirty old [Am] town [G7]↓
- Verse 4:** I'm going to [C] make a [F] good sharp [C] axe
Shining [F] steel tempered in the [C] fire
I'll [F] chop you [C] down like an [F] old dead [C] tree
Dirty old [F] town, dirty old [Am] town [G7]↓
- Instrum:** (Tacet) *I found my [C] love, by the [F] gas works [C] croft*
Dreamed a [F] dream, by the old [C] canal
[F] Kissed my [C] girl, by the [F] factory [C] wall
- (Sing)** [C] Dirty old [Dm] town, dirty old [Am] town [G7]↓
(Slower) Dirty old [F]↓ town, dirty old [Am]↓ town [Am/B]↓

Got My Mojo Workin' - Preston Foster & Muddy Waters

G



Strumming Pattern – Down Down Down Down

Intro: [G] riff x 4

Verse 1: Got my [G] mojo working but it _ just don't work on you [G riff] x2
 Got my [C7] mojo working but it _ just don't work on [G] you [G riff] x2
 Want to [D7]> love you so bad [C7] _ I don't know what to [G riff] do
 [D7]↓ [D7]↓ [D7]↓

Verse 2: Goin' [G] down Louisiana t' get me a mojo hand [G riff] x2
 Goin' [C7] down Louisiana t' get me a mojo [G] hand [G riff] x2
 Have [D7]> all you pretty women [C7] _ here
 Under my com-[G]-mand [G riff]
 [D7]↓ [D7]↓ [D7]↓

Chorus: Got my [G] mojo working, (mojo working)
 Got my [G] mojo working, [G7] (mojo working)
 Got my [C7] mojo working, (mojo working)
 Got my [G7] mojo working, (mojo working)
 Got my [D7] mojo working, [C7]
 It just won't work on [G] you [G riff] x2

Verse 3: Got a [G] gypsy woman, giving me ad--vice [G riff] x2
 Got a [C7] gypsy woman giving me ad- [G] -vice [G riff] x2
 She got some [D7]> red hot lips I'm [C7] keepin them on [G] ice [G riff]
 [D7]↓ [D7]↓ [D7]↓

Chorus: Got my [G] mojo working, (mojo working)
 Got my [G] mojo working, [G7] (mojo working)
 Got my [C7] mojo working, (mojo working)
 Got my [G7] mojo working, (mojo working)
 Got my [D7] mojo working, [C7]
 It just won't work on [G] you [G riff] x2

Verse 4: Got some [G] ukulele mojo but it_ just won't work on you [G riff] x2
 Tried [C7] Voodoo banjulele but it _ just don't work on [G] you [G riff] x2
 When I'm [D7]> cleaning windows
 Well it [C7] _ just don't work on [G] you [G riff]
 [D7]↓ [D7]↓ [D7]↓

Chorus: Got my [G] mojo working, (mojo working)
 Got my [G] mojo working, [G7] (mojo working)
 Got my [C7] mojo working, (mojo working)
 Got my [G7] mojo working, (mojo working)
 Got my [D7] mojo working, [C7]
 It just won't work on [G] you [G riff] x2 [G] ↓

Chasing Cars - Snow Patrol

Intro: c g x 8©

Verse 1: [C] We'll do it all [F] everything
[G] on our own c g x8©
[C] We don't need [F] anything
[G] or anyone c g x6©

Chorus: (Tacet) If I lay [C] here if I just [G] lay here
Would you lie [F] with me and just forget the world c g x8©

Verse 2: [C] I don't quite know [F] how to say
[G] how I feel c g x8©
[C] Those three words [F] are said too much
[G] They're not enough c g x6©

Chorus: (Tacet) If I lay [C] here if I just [G] lay here
Would you lie [F] with me and just forget the world [C] 234 1234 1234
[C] Forget what we're told before we [G] get too old
Show me a [F] garden that's bursting into life c g x8©

Verse 3: [C] Let's waste time [F] chasing cars
[G] Around our heads c g x8©
[C] I need your grace [F] to remind me
[G] To find my own c g x6©

Chorus: (Tacet) If I lay [C] here if I just [G] lay here
Would you lie [F] with me and just forget the world [C] 234 1234 1234
[C] Forget what we're told before we [G] get too old
Show me a [F] garden that's bursting into life [C] 234 1234 1234
[C] All that I am all that I [G] ever was
Is here in your [F] perfect eyes they're all I can see [C] 234 1234 1234
[C] I don't know where confused about [G] how as well
Just know that these [F] things will never change
For us at all c g x8©

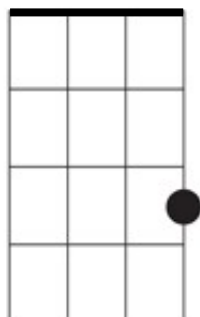
Outro: If I lay [C] here if I just [G] lay here
Would you lie [F] with me and just forget the world c g x8© [Cp]

Notes:

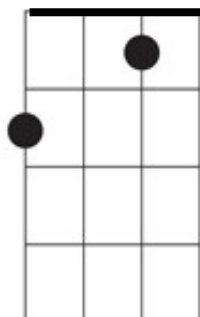
1. Intro, Verse and Outro are all played finger picking the C and G strings only. I use my thumb and first finger.
2. © = cycle i.e. one pluck of G and C string so 8© = play G and C string 8 times each
3. Chorus is strummed with a moderately fast down strum only. The last [C] of each chorus is not strummed but reverts to the fingerpicking
4. [Cp] Pinch G and C strings to finish

Chords I have learned

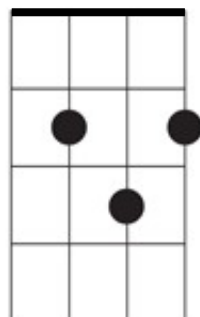
C



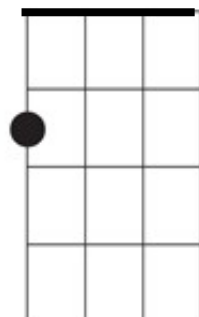
F



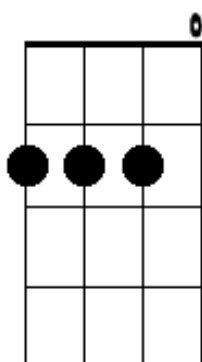
G



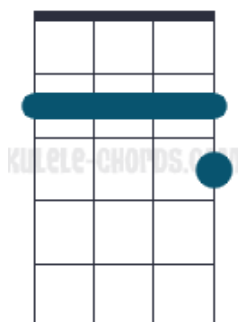
Am



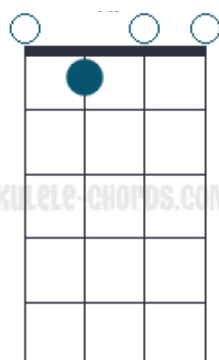
D




D7



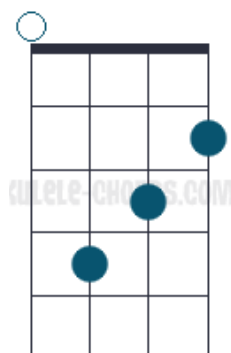
A7



C7



Em



G7

