

## **Low Fell Ukes**

# **WORKSHOP MANUAL 11**

**22<sup>nd</sup> February 2021**

Hi Folks

Good to see a few more new faces– I hope you found the session useful.

What I did feel last week was that perhaps we have been moving on a little fast and we do need to make sure that new folk can join in. As such next week is a bit of a catch up session, whilst introducing new songs and skills.

Next Monday we will.

1. Explore 12-bar blues. I have included a bit of an explanation as what this is and explained the structure of 12-bar blues and the way we can add rock riffs to them. We will be playing 'Johnny B Goode and revising Dust My Broom and Statesboro Blues.
2. Finger Picking – a few folk asked to run over the basics again so I have included our introduction to Travis Picking. We will
  - Play through the Travis Picking exercises
  - Pick a slow song The Fields of Athenry and
  - Bridge Over Troubled Water

I hope this session will give folk time to reflect back on what we have been doing for the last few weeks whilst still learning new material.

I have included YouTube clips so folk can at least get a feeling for what the songs sound like.

All Workshop Manuals are on the website <https://www.lowfellukes.com/songbooks>

Richard

# Twelve Bar Blues

## What is the 12-Bar Blues?

The 12-bar blues is the most commonly occurring chord progression in the blues and rock and roll. It has been used by blues musicians since the beginning of the 20th century and features in some of the most famous blues and rock songs of all time, including Blue Suede Shoes, Deep Elm Blues, Johnny B Goode, Kansas City and countless others.

In technical terms, the 12-bar blues is a chord progression that lasts for 12 bars, or measures then repeats itself throughout the course of the song. The chord progression is typically made up of 3 different chords, specifically, being based around the first, fourth and fifth chords of any given key.

Let's have a listen - <https://www.youtube.com/watch?v=7EqLeGXwPUg>

## 12 bar blues in C

Let's take the key of C. It is made up of a scale of eight notes -

**C D E F G A B C**

I IV and V are Roman numerals for 1, 4 and 5 so let's take the first (root), fourth and fifth notes i.e. I = C, IV = F, V = G. We now have our chords C, F and G

The 12 bar blues has a formula for how the chords are played -

<b>C</b>	<b>C</b>	<b>C</b>	<b>C</b>
<b>F</b>	<b>F</b>	<b>C</b>	<b>C</b>
<b>G</b>	<b>G</b>	<b>C</b>	<b>C</b>

Four bars of C

Two bars of F and Two bars of C

Two bars of G and Two bars of C.... then back to the beginning

## 12 bar blues in other keys

To generalise the pattern to any key we would write it –

<b>I</b>	<b>I</b>	<b>I</b>	<b>I</b>
<b>IV</b>	<b>IV</b>	<b>I</b>	<b>I</b>
<b>V</b>	<b>V</b>	<b>I</b>	<b>I</b>

<b>Key</b>	<b>I</b>	<b>IV</b>	<b>V</b>
<b>A</b>	A	D	E
<b>Bb</b>	Bb	Eb	F
<b>B</b>	B	E	F#
<b>C</b>	C	F	G
<b>C#</b>	C#	F#	Ab
<b>D</b>	D	G	A
<b>Eb</b>	Eb	Ab	Bb
<b>E</b>	E	A	B
<b>F</b>	F	Bb	C
<b>F#</b>	F#	B	C#
<b>G</b>	G	C	D
<b>Ab</b>	Ab	C#	Eb

**Note:** You will quite often find that the V chord is played as a seventh e.g., C7, A7 etc.

Have a go at Kansas City – Book 2 page 100. You will find in this song and most others there are some variations e.g. bridges with single splangs or adding minor chords but at the end of the day you will see that they follow the standard 12-bar pattern.

## Playing a Rock riff

Start by simply strumming through the pattern in C then work out the structure in other keys.

### A rock riff in the key of C

As you have seen from the chart above you play a 12-bar in C using the chords C, F and G (or G7 for a bit of variety)

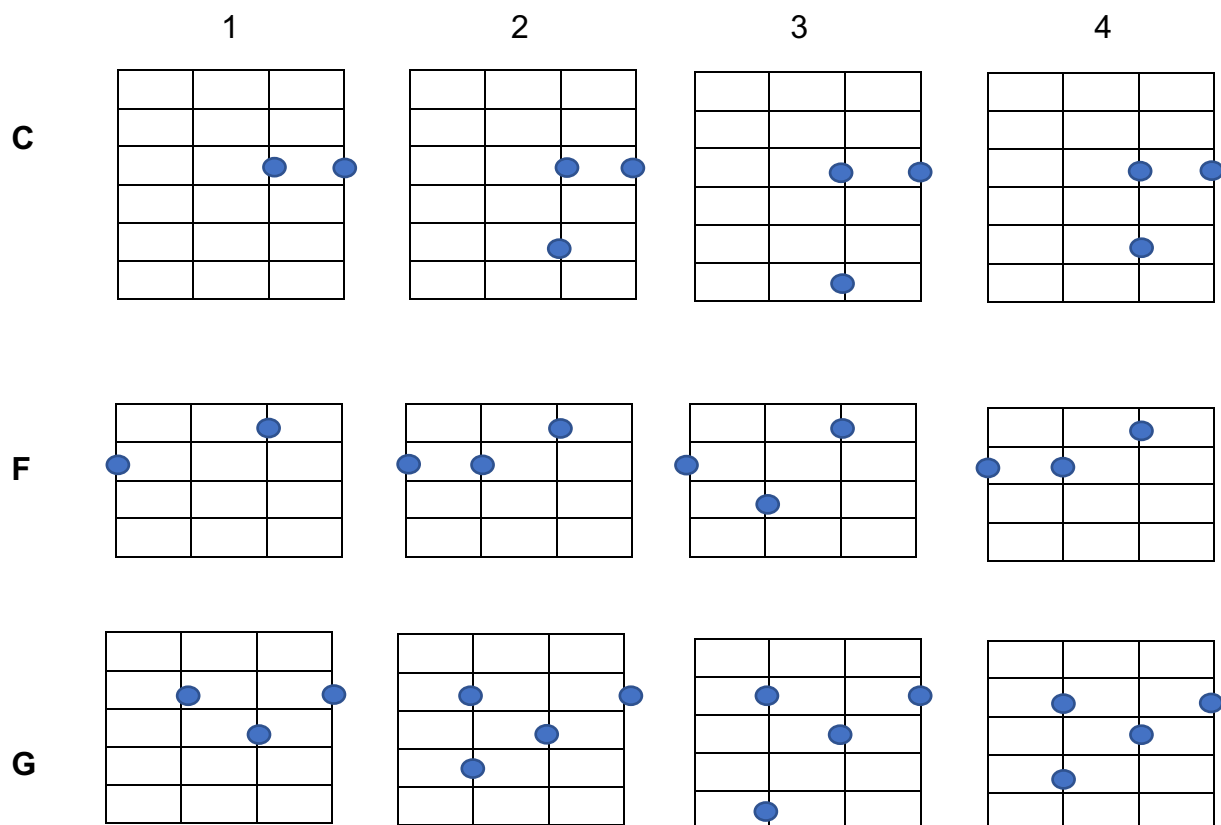
Let's have a go at playing Johnny B Goode. First have a listen to Chuck Berry playing it. This video is in the key of C so after a bit of practice you will be playing along with him. - <https://www.youtube.com/watch?v=6ROwVrF0Ceg>

#### Exercise 1

Now using the music in Songbook Two page 99 – just strum through the song until you get the swing of it. If you are really confident strum along with the video.

### Now for the Rock riff

(This is purely a personal thing but I always use C5 when playing this riff – choose whether to use a straight C or the C5)



#### Exercise 2

Now play Johnny B Goode again using positions 1 and 2

#### Exercise 3

Now simply try this all again using positions 1 to 4. You will notice it drives you to a different rhythm. The 1 to 4 is not better than the 1 & 2 just different. You now have three ways of playing your 12-bars – straight chords, 1&2 and 1 to 4.

## A rock riff in the key of A

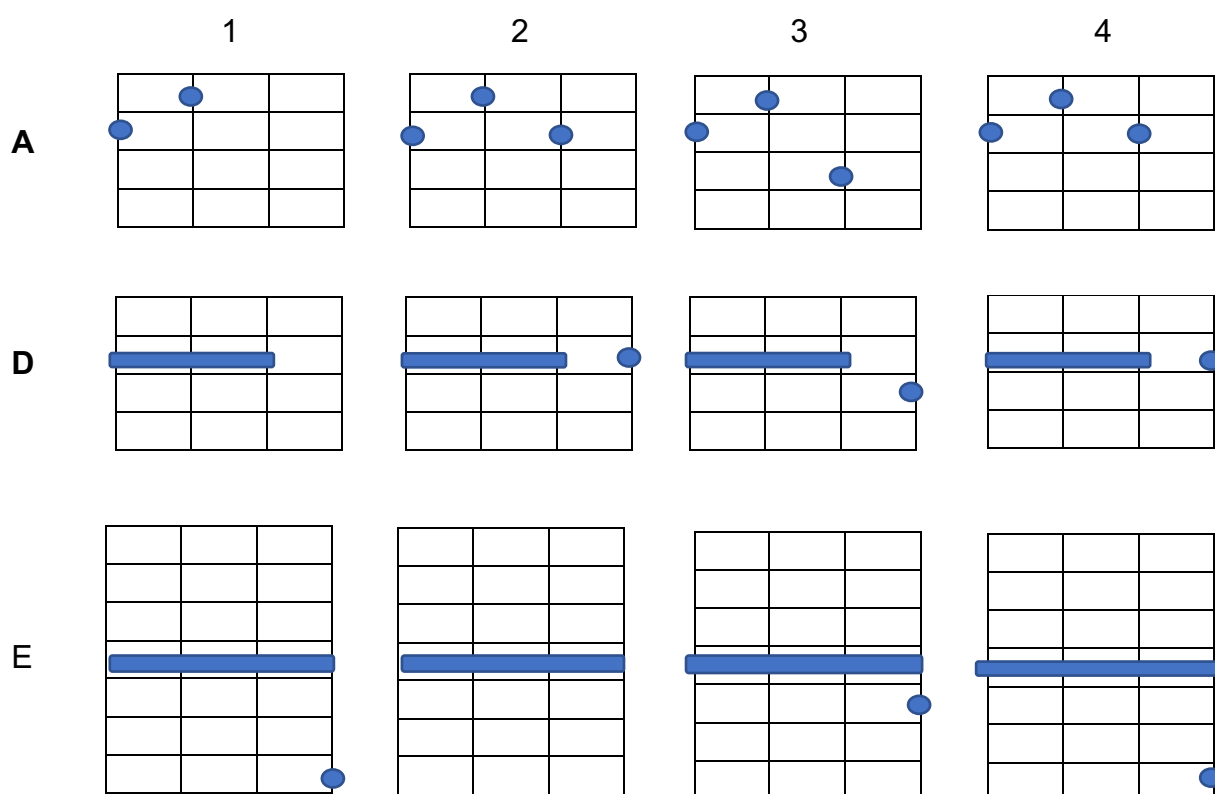
### Exercise 4

When you have worked out how to play in A from the chart on page 1 (or have cheated and gone back to the songbook) try playing along to 'Kansas City' – the YouTube at the beginning of this article. Your strum pattern is UDUD

Now we are going to make things a bit more interesting by making the chords more dynamic as we did with Johnny B Goode – instead of just playing one chord you will play two or three variations.

### Exercise 5

Let's stick with 'Kansas City' – Songbook Two page 100. The song is made of the chords A, D and E. You will see sevenths included – these are for effect and for the moment you can forget the sevenths and just play major chords. Just use positions 1 and 2 for the moment.



### Exercise 6

Now simply try this all again using positions 1 to 4. You will notice it drives you to a different rhythm. The 1 to 4 is not better than the 1 & 2 just different. You now have three ways of playing your 12-bars – straight chords, 1&2 and 1 to 4.

## Finding Rock riffs for other keys

Using the information in this article you have everything you need to play in the keys of D and G – so have a go. You can explore the internet or work things out for yourself to try other keys. Perhaps we can share these other keys at a later date.

## Turnarounds

Turnarounds are riffs which usually take you from the end of a verse to another verse or chorus. We have already looked at turnarounds in A and G and these have been added in below.

# I Believe I'll Dust My Broom - Robert Johnson

See - <https://www.facebook.com/richard.taylor.908347/videos/3963344180363087>

**Intro:** [G] /// [Gm7]\* ↓ [G] /// x2  
[C7] /// [C7] /// [G] /// [Gm7] ↓ [G] ///  
[D7] /// [C7] /// Riff [D7] ↓

**Verse 1:** I'm goin' [G] get up in the morning, I [C7] believe I'll dust my [G7] broom  
I'm goin' [C7] get up in the morning, I believe I'll dust my [G] broom  
Girlfriend, the [D7] man you been lovin', girl [C7] friend, can get my  
[Riff] room [D7]

**Verse 2:** I'm gonna [G] write a letter, tele [C7] phone every town I [G7] know  
I'm gonna [C7] write a letter, telephone every town I [G] know  
If I can't [D7] find her in West Helena, she [C7] must be in East Munroe  
I [Riff] know [D7]

**Verse 3:** I don't [G] want no woman who, [C7] wants every down town man she  
[G7] meets  
I don't [C7] want no woman who, wants every down town man she [G] meets  
She's a [D7] no good dony, they shouldn't [C7] 'llow her on the  
[Riff] streets [D7]

**Instrum:** *I don't [G] want no woman who, [C7] wants every down town man she  
[G7] meets  
I don't [C7] want no woman who, wants every down town man she [G] meets  
She's a [D7] no good dony, they shouldn't [C7] 'llow her on the  
[Riff] streets [D7]*

**Verse 4:** I [G] believe, I believe [C7] I'll go back [G7] home  
I [C7] believe, I believe I'll go back [G] home  
You can mis-[D7]-treat me here, babe, but you [C7] can't when I go  
[Riff] home [D7]

**Verse 5:** I'm goin' [G] get up in the morning, I [C7] believe I'll dust my [G7] broom  
I'm goin' [C7] get up in the morning, I believe I'll dust my [G] broom  
Girlfriend, the [D7] man you been lovin', girl [C7] friend, can get my  
[Riff] room [G7] tremolo

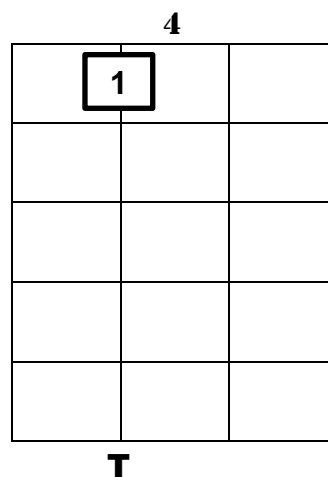
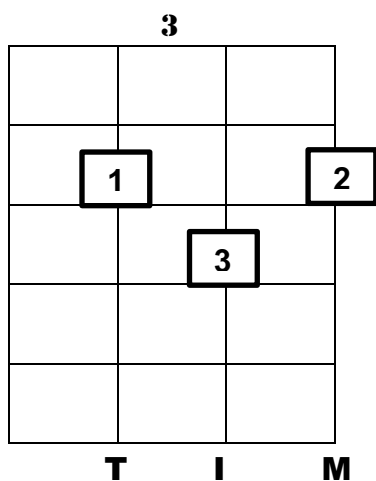
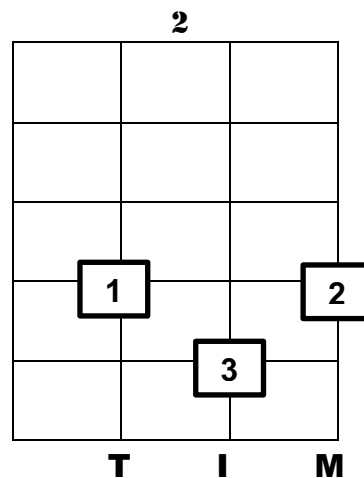
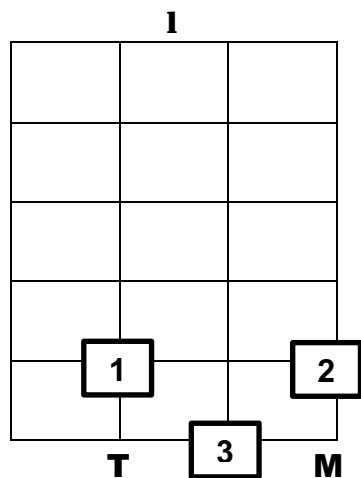
## G Turnaround

**Riff:** A: .....2.....3....4....5.....  
E:.....0..1..  
C: .....0...1.. [D7]↓  
G: ..0....0....0....0.....

[Gm7]\* = 0565

## Turn Around Riff in A – Statesboro Blues

Reference track - <https://www.youtube.com/watch?v=Zq15kVDr11E>



**[E7] DUD...**

Also try....

Kansas City (Book 2 p 101) – At end of verse start riff at A7

## Statesboro' Blues - Blind Willie McTell

**Intro**            Riff E7

**Verse 1**        [A7] Wake up momma, [D7] turn your lamp down [A7] low  
[D7] Wake up momma, turn your lamp down [A7] low  
[E7] You got some nerve babe, to turn [D7] Uncle John from your [A7 alt] door.  
Riff [E7]

**Verse 2**        [A7] I woke up this morning, [D7] had them Statesboro [A7] Blues  
[D7] I woke up this morning, had them Statesboro [A7] Blues  
[E7] I looked over in the corner, and [D7] grandpa seemed to have  
them [A7 alt] too  
Riff [E7]

**Verse 3**        [A7] I love that woman, [D7] better than any woman I've ever [A7] seen  
[D7] I love that woman, better than any woman I've ever [A7] seen  
[E7] She treats me like a king, [D7] I treat her like a doggone [A7 alt] queen.  
Riff [E7]

**Bridge 1**       NC Well my [A7] splang momma died and left me  
My [A7] splang popa died and left me  
I [A7] splang ain't good lookin' baby  
[A7] But I'm sweet and kind  
I'm [D7] goin' to the country, baby do you want to [A7] go  
If [E7] you can't make it baby, [D7] your sister Lucile said she [A7 alt] wanna go  
Riff [E7]

**Verse 4**        [A7] You're a mighty mean woman, to [D7] do me this a [A7] way  
You're a [D7] mighty mean woman, to do me this a [A7] way  
[E7] When I leave this town, pretty mama, I'm [D7] going away to [A7 alt] stay  
Riff [E7]

**Verse 5**        [A7] Big Eighty left Savannah, Lord, and [D7] it did not [A7] stop  
[D7] Big Eighty left Savannah, Lord, and it did not [A7] stop  
You ought to [E7] saw that fireman [D7] when he got that boiler [A7 alt] hot  
Riff [E7]

**Verse 6**        [A7] Reach over in the corner and [D7] hand me my travelin' [A7] shoes  
[D7] Reach over in the corner and hand me my travelin' [A7] shoes  
You [E7] know by that, I've [D7] got them Statesboro [A7 alt] blues  
Riff [E7]

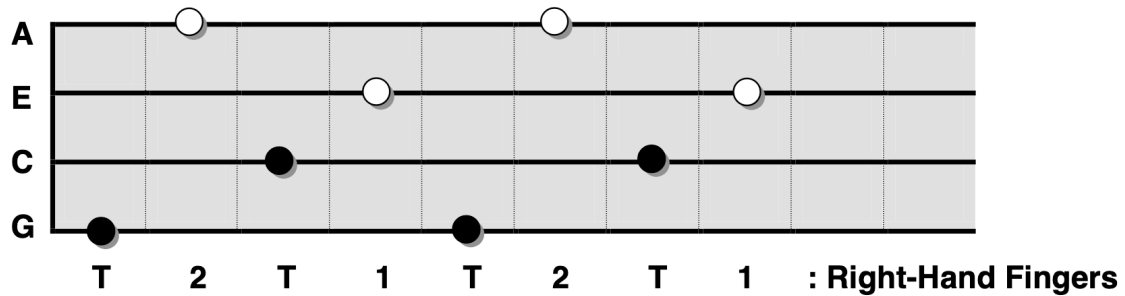
**Bridge 2**       NC Well my [A7] splang mama, sister, auntie got 'em  
My [A7] splang brother, cousin, friend they've got 'em  
Woke up this [A7] splang morning, [A7] I'd got them too  
I [D7] looked over in the corner, grandpa and grandma had 'em [A7] too  
You [E7]↓ can't help it now 'cause we've [D7]↓ all got them Statesboro  
[A7 alt] Blues  
Riff (slow) [E7]↓ [A7]↓

## Travis Picking exercises

### Travis Picking (using alternating thumb)

Uses right-hand Thumb and fingers 1 and 2 only (not 3)

Count: 1 & 2 & 3 & 4 & (outer strings, then inner strings ....)



Exercise 1	Exercise 2
[C] 4 times round	[C] 2 times round
[C7] 4 times round	[C7] 2 times round
[F] 4 times round	[F] 2 times round
[C] 4 times round	[C] 2 times round
[Am] 4 times round	[G7] 2 times round
[G7] 4 times round	[F] 2 times round
[C] Pinch outside strings	[C] 2 times round
	[C] Pinch outside strings

123 [C pinch] You are my [C] sunshine my only [C7] sunshine  
 You make me [F] happy when skies are [C] grey [C7]  
 You'll never [F] know dear how much I [C] love you [Am]  
 Please don't [C] take my [G7] sunshine a[C]way [C pinch]

We will now try a fairly straightforward slow song – The Fields of Athenry  
<https://www.youtube.com/watch?v=YS0dUvEXx3g>



## Fields of Athenry – Pete St John

**Intro:** [Dm] [G7] [C]

**Verse 1:** [C] By a lonely prison wall,  
I [F] heard a young girl [C] call[G]ing, [G]  
[C] Michael they have[F] taken you a[G]way,  
For you [C] stole Trevelyn's [F] corn,  
So the [C] young might see the [G] morn,  
Now a prison ship lies [G7] waiting in the [C] bay.

**Chorus:** [C] Low [F] lie the [C] fields of Athen[Am]ry,  
Where [C] once we watched the small free birds [G] fly,  
Our [C] love was on the[F] wing,  
We had [C] dreams and songs to [G] sing,  
It's so [Dm] lonely round the [G7] fields of Athen[C]ry.

**Verse 2:** By a [C] lonely prison wall,  
I [F] heard a young man [C] call[G]ing, [G]  
[C] Nothing matters [F] Mary when you're [G] free,  
Against the [C] famine and the [F] Crown,  
I re[C]belled, they cut me [G] down,  
Now you [Dm] must raise our [G7] child with digni[C]ty.

**Chorus:** [C] Low [F] lie the [C] fields of Athen[Am]ry,  
Where [C] once we watched the small free birds [G] fly,  
Our [C] love was on the[F] wing,  
We had [C] dreams and songs to [G] sing,  
It's so [Dm] lonely round the [G7] fields of Athen[C]ry.

**Verse 3:** By a [C] lonely harbour wall,  
She [F] watched the last star [C] fall[G]ing, [G]  
As the [C] prison ship sailed [F] out against the [G] sky,  
For she'll [C] live in hope and [F] pray,  
For her [C] love in Botany [G] Bay,  
It's so [Dm] lonely round the [G7] fields of Athen[C]ry

**Chorus:** [C] Low [F] lie the [C] fields of Athen[Am]ry,  
Where [C] once we watched the small free birds [G] fly,  
Our [C] love was on the[F] wing,  
We had [C] dreams and songs to [G] sing,  
It's so [Dm] lonely round the [G7] fields of Athen [C] ry.

**Outro:** ... So [Dm] lonely round the [G7] fields of Athen [C] ry.

# Bridge Over Troubled Waters - Paul Simon

[chord p] = pinch out two strings

Chords in:        **Black**        2 fingerpicking cycles  
                     **Red**        1 fingerpicking cycle

Info:            [Cp] Like [Gp] a [F] bridge [G] over [C] troubled [Am] water,  
                     [F] I will [G] lay me [Am] down. [Gp]

Verse 1:        [F] When you're [C] weary. [F]  
                     Feeling [C] small. [F]  
                     [Fp] When [Bbp] tears [Fp] are [C] in your [F] eyes  
                     I will [C] dry them all. [F] [C]  
                     I'm on your [G] side [G7] ohhhh when times get [C] rough. [C7]  
                     And friends just [F] can't [D7] be [G] found.

Chorus:        [Cp] Like [Gp] a [F] bridge over [C] troubled [Am] water,  
                     [F] I will [G] lay me [Am] down.  
                     [Amp] Like [Gp] a [F] bridge [G] over [C] troubled [Am] water,  
                     [F] I will [G] lay me [C] down. [F]

Verse 2:        [F] When you're [C] down and out. [F]  
                     When you're on the [C] streets [F] yeh  
                     [Fp] When [Bbp] eve-[Fp]ning [C] falls so [F] hard.  
                     I will [C] comfort you [F] o-[C] hhhhh.  
                     I'll take your [G] part - [G7] ohhhh when darkness [C] comes. [C7]  
                     And pain is [F] all [D7] a-[G]round.

Chorus:        [Cp] Like [Gp] a [F] bridge over [C] troubled [Am] water,  
                     [F] I will [G] lay me [Am] down.  
                     [Amp] Like [Gp] a [F] bridge [G] over [C] troubled [Am] water,  
                     [F] I will [G] lay me [C] down. [F]

Verse 3:        [F] Sail on [C] silver girl [F] .  
                     Sail on [C] by. [F]  
                     [Fp] Your [Bbp] time [Fp] has [C] come to [F] shine.  
                     All your [C] dreams are on their [F] way. [C]  
                     See how they [G] shine [G7] ohhhhh and if you [C] need a friend. [C7]  
                     I'm sailing [F] right [D7] be-[G]hind.

Chorus:        [Cp] Like [Gp] a [F] bridge over [C] troubled [Am] water,  
                     [F] I will [G] lay me [Am] down.  
                     [Amp] Like [Gp] a [F] bridge [G] over [C] troubled [Am] water,  
                     [F] I will [G] lay me [C] down. [F] [C]