

WORKSHOP MANUAL 13

8th March 2021

Hi Folks

Sorry a little late coming but this week has been a busy one.

Something new this week with a mix of picking and strumming for Snow Patrol's Casing Cars. We will also be continuing building Kansas City and adding an instrumental.

We will give the straight fingerpicking a break and have added a simple bluegrass song which we can have a god sing through this week and think of embellishments for the future.

1. Chasing Cars

I had never played this before it was suggested a couple of weeks ago and what I have found that it is made up of a number of very simple elements which when linked together make quite an impressive sounding song.

I have attached the music which has notes about playing it. We will go through it systematically. I know that some may be thinking why play full chords when only picking two strings. Please try to play the whole chord – I will explain why on Monday.

2. Kansas City

This week we will be continuing last week's work and it would be handy to have Workshop Manual 12 nearby to refer to.

We will play through Kansas City with all the elements from last week -see attached and then move on to learning an instrumental to fit in.

3. Roll in My Sweet Baby's Arms

A traditional bluegrass tune for a bit of a blast but also start thinking about how we could make this straightforward song something special perhaps riffs at the end of a line or something. One thing.... I am not going to come up with any suggestions – you are! Have a listen to this for some inspiration - <https://www.youtube.com/watch?v=4xQjzsxbcyU>

(This isn't a suggestion – we can use Zoom to have different people singing different verses but not at the same time)

Look forward to seeing you on the usual link – <https://us02web.zoom.us/j/89253098874>
All Workshop Manuals are on the website <https://www.lowfellukes.com/songbooks>

Have fun

Richard

Chasing Cars - Snow Patrol

Intro: [C] x 8©

Verse 1: [C] We'll do it all [F] everything
[G] on our own [C] x8©
[C] We don't need [F] anything
[G] or anyone [C] x6©

Chorus: (Tacet) If I lay [C] here if I just [Em7] lay here
Would you lie [Fsus2] with me and just forget the world [C] x8©

Verse 2: [C] I don't quite know [F] how to say
[G] how I feel [C] x8©
[C] Those three words [F] are said too much
[G] They're not enough [C] x6©

Chorus: (Tacet) If I lay [C] here if I just [Em7] lay here
Would you lie [Fsus2] with me and just forget the world [C] 234 1234

1234

[C] Forget what we're told before we get [Em7] too old
Show me a [Fsus2] garden that's bursting into life [C] x8©

Verse 3: [C] Let's waste time [F] chasing cars
[G] Around our heads [C] x8©
[C] I need your grace [F] to remind me
[G] To find my own [C] x6©

Chorus: (Tacet) If I lay [C] here if I just [Em7] lay here
Would you lie [Fsus2] with me and just forget the world [C] 234 1234

1234

[C] Forget what we're told before we [Em7] get too old
Show me a [Fsus2] garden that's bursting into life [C] 234 1234 1234
[C] All that I am all that I [Em7] ever was
Is here in your [Fsus2] perfect eyes they're all I can see [C] 234 1234 1234
[C] I don't know where confused about [Em7] how as well
Just know that these [Fsus2] things will never change
For us at all [C] x8©

Outro: If I lay [C] here if I just [Em7] lay here
Would you lie [F] with me and just forget the world [C] x8© [Cp]

Notes:

1. Intro, Verse and Outro are all played finger picking the G and C strings only. I use my thumb and first finger.
2. © = cycle i.e. one pluck of G and C string so 8© = play G and C string 8 times each
3. Chorus is strummed with a moderately fast down strum only. The last [C] of each chorus is not strummed but reverts to the fingerpicking
4. [Cp] Pinch G and C strings to finish

Kansas City – Lieber and Stoller

Intro: [E] [D] [A7] [DEbE] (1)

Verse 1: (2)[A] I'm going to Kansas City, Kansas City here I come
I'm going to [D] Kansas City, Kansas City here I [A] come
They got some [E] pretty little women there,
And [D] I'm gonna get me [A7]↓(3) one riff [E7]

Verse 2: [A] I'm gonna be standing on the corner, 12th Street and Vine
I'm gonna be [D] standing on the corner, 12th Street and [A] Vine
With my [E] Kansas City baby
And a [D] bottle of Kansas City [A7]↓(3) wine riff [E7]

Verse 3: [A]↓ Well, I might take a train, [A]↓ I might take a plane
[A]↓ And if I have to walk I'm going [A] get there just the same
I'm going to [D] Kansas City, Kansas City here I [A] come
They've got some [E] crazy looking women there
And I'm [D] gonna get me [A7]↓(3) one riff [E7]

Instrum: (2)[A] I'm going to Kansas City, Kansas City here I come
I'm going to [D] Kansas City, Kansas City here I [A] come
They got some [E] pretty little women there,
And [D] I'm gonna get me [A7]↓(3) one riff [E7]

Verse 4: [A]↓ If I stay with that woman, I [A]↓ know I'm going to die
Have to [A]↓ find a friendly baby, that's the [A7] reason why
I'm going to [D] Kansas City, Kansas City here I [A] come
They've got some [E] crazy looking women there
And I'm [D] gonna get me [A7]↓(3) some riff [E7]

Outro: [A] Bye bye baby, bye bye baby bye bye
I said [D7] bye bye baby, bye bye baby bye [A] bye
I'm [E] going to Kansas City
And [D] stay there 'til I [A7]↓(3) die riff(4) [E7] [A7 alt2](5)

Playing Notes

This version of Kansas City gives us a chance to both play a 12-bar in the key of A and to add some embellishments to the tune. We have,

- An introduction
- A slightly varied 12-bar pattern. Instead of playing,

A	A	A	A
D	D	A	A
E	E	A	A

We play

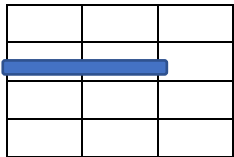
A	A	A	A
D	D	A	A
E	D	A	riff

- A turnaround at the end of each verse
- A fuller rock rhythm for the instrumental
- An interesting slower riff ending

This may seem complicated but we will tackle this step by step.

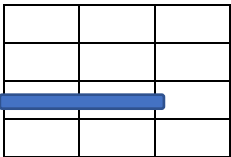
1. Intro

X



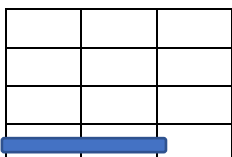
D

X



E_b

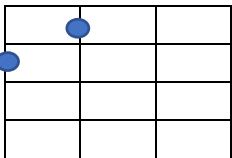
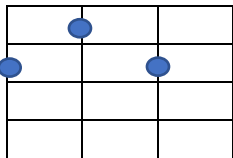
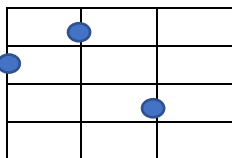
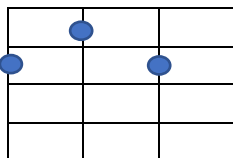
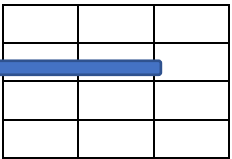
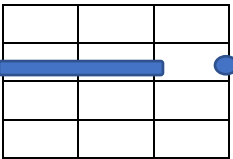
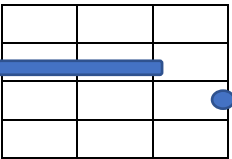
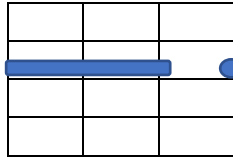
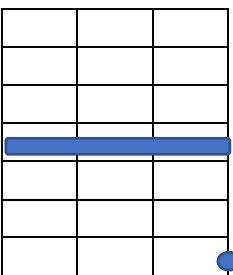
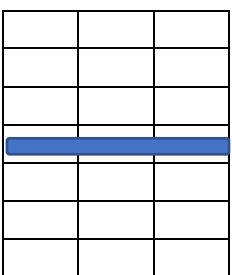
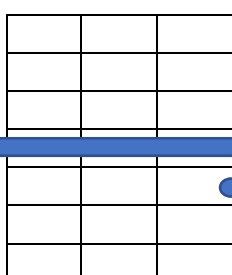
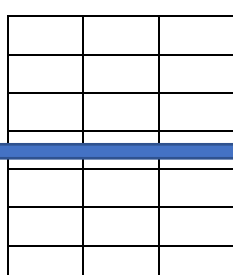
X



E

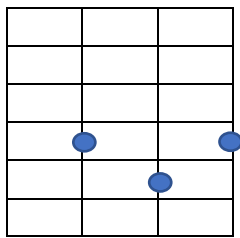
2. Verses : Play columns 1 and 2

Instrumental: Play columns 1 to 4

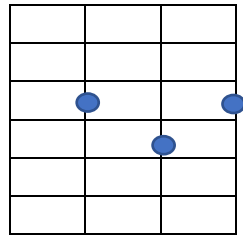
	1	2	3	4
A				
D				
E				

3. Alternative A7 and riff

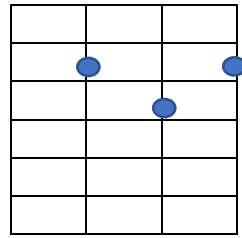
A7 alt



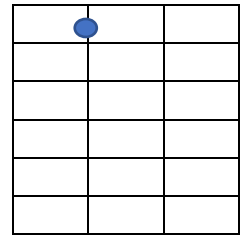
T 1 2



T 1 2



T 1 2

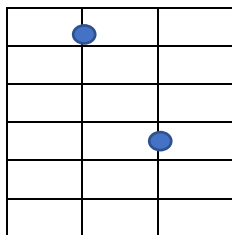


T

Pattern - Thumb (T) Second Finger (2) First Finger (1)
Finish with [E7] DUD

4. Slow the riff right down

5. [A7 alt2] – this is another version of A7 which just finishes the song off nicely



Roll in My Sweet Baby's Arms - Traditional

Chorus: [G] Roll in my sweet baby's arms
Roll in my sweet baby's [D7] arms
I [G] Lay round the [G7] shack
Till the [C] mail train comes back
And [D7] roll in my sweet baby's [G] arms

Verse 1: [G] I ain't gonna work on the railroad
Ain't gonna work on the [D7] farm
[G] Lay around the [G7] shack
Till the [C] mail train comes back
And [D7] roll in my sweet baby's [G] arms

Chorus:

Verse 2: [G] Now where were you last Friday night
While I was lying in [D7] jail
[G] Walking the [G7] streets
[C] With another man
[D7] Wouldn't even go my [G] bail

Chorus:

Verse 3: [G] I know your parents don't like me
They turn me away from your [D7] door
If I [G] had my [G7] life
To [C] live over
[D7] Wouldn't go there any [G] more

Chorus:

Verse 4: Well now [G] mama's a beauty operator
Sister can wheel and can [D7] spin
Hey now [G] daddy owns an [G7] interest
In an [C] old cotton gin
Watch all that [D7] money rolling [G] in

Chorus: [G] Roll in my sweet baby's arms
Roll in my sweet baby's [D7] arms
I [G] Lay round the [G7] shack
Till the [C] mail train comes back
And [D7] roll in my sweet baby's [G] arms [D7]↓ [G]↓