

WORKSHOP MANUAL 14

15th March 2021

Hi Folks

Well that was a nice change. I thought that 'Chasing Cars' is a complex song made of simple elements and the real trick is to get them flowing into each other. Next week we will go through the songs we did this week plus a review of Jamie Allan as it would be a shame to lose the hard work(?) folk have put in.

A target for those who fancy it could be – one or two groups of six meet in Saltwell Park on 30th March (weather permitting) and play together –

- Hold Back the River
- Chasing Cars
- Kansas City
- Jamie Allan
- 500 miles and
- Sound of Silence
- Roll in my Sweet Baby's Arms

Anyway – next week

1. Chasing Cars

Great start. With a bit of practice and some variations suggested by Norman this could be a good performance song. I have revised the music to show the changed picking suggested by Tom. I have also changed the [Fsus2] to the more familiar [Csus4] – same fingering.

2. Kansas City

Next week we will be continuing this week's work. We will play through Kansas City with all the elements from this week and add the instrumental in. I have rewritten the instrumental both to make it easier to read and play. There will be a track to play along with on website by Friday.

3. Roll in My Sweet Baby's Arms

A traditional bluegrass tune for a bit of a blast but also start thinking about how we could make this straightforward song something special. I will be looking forward to your suggestions for additions to the singing, playing or anything else you may want to add.

4 Jamie Allan

Lets see what you can remember – I will have a track to play along to.

Look forward to seeing you on the usual link – <https://us02web.zoom.us/j/89253098874>
All Workshop Manuals are on the website <https://www.lowfellukes.com/songbooks>

Have fun

Richard

Chasing Cars - Snow Patrol

Intro: [C] [G] x 8©

Verse 1: [C] We'll do it all [F] everything
[G] on our own [C] [G] x8©
[C] We don't need [F] anything
[G] or anyone [C] [G] x6©

Chorus: (Tacet) If I lay [C] here if I just [Em7] lay here
Would you lie [Csus4] with me and just forget the world [C] [G] x8©

Verse 2: [C] I don't quite know [F] how to say
[G] how I feel [C] [G] x8©
[C] Those three words [F] are said too much
[G] They're not enough [C] [G] x6©

Chorus: (Tacet) If I lay [C] here if I just [Em7] lay here
Would you lie [Csus4] with me and just forget the world [C] 234 1234
1234
[C] Forget what we're told before we get [Em7] too old
Show me a [Csus4] garden that's bursting into life [C] [G] x8©

Verse 3: [C] Let's waste time [F] chasing cars
[G] Around our heads [C] [G] x8©
[C] I need your grace [F] to remind me
[G] To find my own [C] [G] x6©

Chorus: (Tacet) If I lay [C] here if I just [Em7] lay here
Would you lie [Csus4] with me and just forget the world [C] 234 1234
1234
[C] Forget what we're told before we [Em7] get too old
Show me a [Csus4] garden that's bursting into life [C] 234 1234 1234
[C] All that I am all that I [Em7] ever was
Is here in your [Csus4] perfect eyes they're all I can see [C] 234 1234 1234
[C] I don't know where confused about [Em7] how as well
Just know that these [Csus4] things will never change
For us at all [C] [G] x8©

Outro: If I lay [C] here if I just [Em7] lay here
Would you lie [F] with me and just forget the world [C] [G] x8© [Cp]

Notes:

1. Intro, Verse and Outro are all played finger picking the C and G strings only. I use my thumb and first finger. This can also be played on A string and E string both on third fret (Essentially a C5)
2. © = cycle i.e. one pluck of G and C string so 8© = play G and C string 8 times each
3. Chorus is strummed with a moderately fast down strum only. The last [C] of each chorus is not strummed but reverts to the fingerpicking
4. [Cp] Pinch G and C strings to finish

Kansas City – Lieber and Stoller

Intro: [E] [D] [A7] [DEbE] (1)

Verse 1: (2)[A] I'm going to Kansas City, Kansas City here I come
I'm going to [D] Kansas City, Kansas City here I [A] come
They got some [E] pretty little women there,
And [D] I'm gonna get me [A7]↓(3) one riff [E7]

Verse 2: [A] I'm gonna be standing on the corner, 12th Street and Vine
I'm gonna be [D] standing on the corner, 12th Street and [A] Vine
With my [E] Kansas City baby
And a [D] bottle of Kansas City [A7]↓(3) wine riff [E7]

Verse 3: [A]↓ Well, I might take a train, [A]↓ I might take a plane
[A]↓ And if I have to walk I'm going [A] get there just the same
I'm going to [D] Kansas City, Kansas City here I [A] come
They've got some [E] crazy looking women there
And I'm [D] gonna get me [A7]↓(3) one riff [E7]

Instrum: (2)[A] I'm going to Kansas City, Kansas City here I come
I'm going to [D] Kansas City, Kansas City here I [A] come
They got some [E] pretty little women there,
And [D] I'm gonna get me [A7]↓(3) one riff [E7]

Verse 4: [A]↓ If I stay with that woman, I [A]↓ know I'm going to die
Have to [A]↓ find a friendly baby, that's the [A7] reason why
I'm going to [D] Kansas City, Kansas City here I [A] come
They've got some [E] crazy looking women there
And I'm [D] gonna get me [A7]↓(3) some riff [E7]

Outro: [A] Bye bye baby, bye bye baby bye bye
I said [D7] bye bye baby, bye bye baby bye [A] bye
I'm [E] going to Kansas City
And [D] stay there 'til I [A7]↓(3) die riff(4) [E7] [A7 alt2](5)

Playing Notes

This version of Kansas City gives us a chance to both play a 12-bar in the key of A and to add some embellishments to the tune. We have,

- An introduction
- A slightly varied 12-bar pattern. Instead of playing,

A	A	A	A
D	D	A	A
E	E	A	A

We play

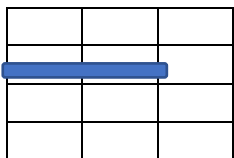
A	A	A	A
D	D	A	A
E	D	A	riff

- A turnaround at the end of each verse
- A fuller rock rhythm for the instrumental
- An interesting slower riff ending

This may seem complicated but we will tackle this step by step.

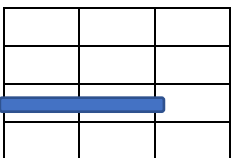
1. Intro

X



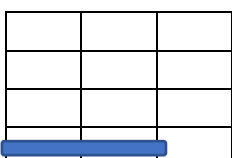
D

X



Eb

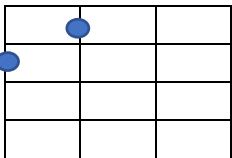
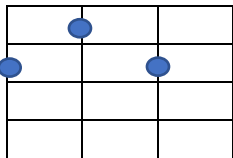
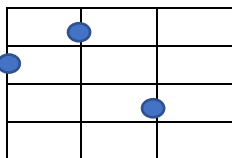
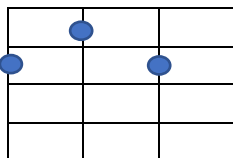
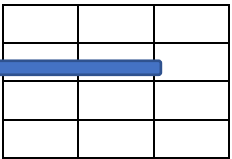
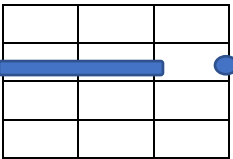
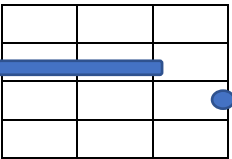
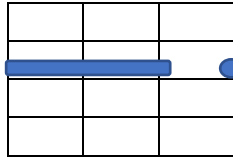
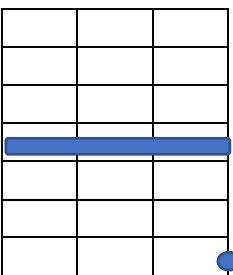
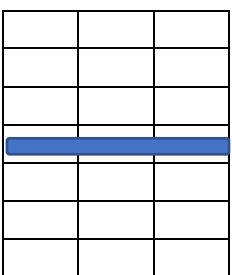
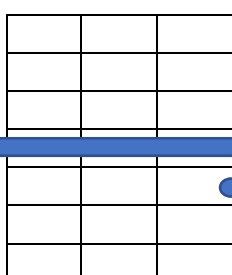
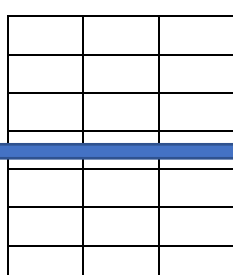
X



E

2. Verses : Play columns 1 and 2

Instrumental: Play columns 1 to 4

	1	2	3	4
A				
D				
E				

3. Alternative A7 and riff

A7 alt

T 1 2 T 1 2 T 1 2 T

Pattern - Thumb (T) Second Finger (2) First Finger (1)
Finish with [E7] DUD

4. Slow the riff right down

Kansas City Instrumental 2

1 A D

5 A E D A

9 A7 Riff

Roll in My Sweet Baby's Arms - Traditional

Chorus: [G] Roll in my sweet baby's arms
Roll in my sweet baby's [D7] arms
I [G] Lay round the [G7] shack
Till the [C] mail train comes back
And [D7] roll in my sweet baby's [G] arms

Verse 1: [G] I ain't gonna work on the railroad
Ain't gonna work on the [D7] farm
[G] Lay around the [G7] shack
Till the [C] mail train comes back
And [D7] roll in my sweet baby's [G] arms

Chorus:

Verse 2: [G] Now where were you last Friday night
While I was lying in [D7] jail
[G] Walking the [G7] streets
[C] With another man
[D7] Wouldn't even go my [G] bail

Chorus:

Verse 3: [G] I know your parents don't like me
They turn me away from your [D7] door
If I [G] had my [G7] life
To [C] live over
[D7] Wouldn't go there any [G] more

Chorus:

Verse 4: Well now [G] mama's a beauty operator
Sister can wheel and can [D7] spin
Hey now [G] daddy owns an [G7] interest
In an [C] old cotton gin
Watch all that [D7] money rolling [G] in

Chorus: [G] Roll in my sweet baby's arms
Roll in my sweet baby's [D7] arms
I [G] Lay round the [G7] shack
Till the [C] mail train comes back
And [D7] roll in my sweet baby's [G] arms [D7]↓ [G]↓

Jamie Allan – Large Print

Part A

A String: 0 2 0 2 0 2 3 0 0 2 3 2 0

E String: 3 3 3 3

A String: **10 10 7 5 2 3 5 5 3 2 0**

E String: 3 3

Repeat Part A

Part B

A String: 2 0 10 10 9 7 5 3 2 0 12 12 10 9

E String: 3

A String: 5 7 9 10 12 10 7 5 2 3 5 5 3 2 0

E String: **3**

Repeat Part B

Jimmy Allen

Traditional

$\text{♩} = 92$
PART A **G** **D7**

5 **G** **D7** 1. **G** 2. **G**

10 **PART B** **D7**

14 **G** **D7** **G** 1. **G** 2. **G**