

WORKSHOP MANUAL 18

27th April 2021

Hi Folks

The sun is out and I am at this computer again.... I'm going to make an open-air office.

1. Save Your Tears

I would like to have another sing through this before it drops out of the charts. The original Weeknd version is as below followed by a uke version which is closer to our approach.

<https://www.youtube.com/watch?v=XXYIFuWEuKI>

<https://www.youtube.com/watch?v=ATl2lYjAozo>

2. Tequila

Another go at Tequila against a rhythm track which I have put on the website. Have a practice against either the slower or full speed.

3 More twelve bar

I was asked if we could have some more twelve bar. Below is Muddy Waters' I've got My Mojo Working. This is my arrangement to make use of the A riff we learned a few weeks ago but to get an idea of the song try - <https://www.youtube.com/watch?v=1gNs-29s-0Q>

4. Blues riffs

We will continue with the riffs on Solomon Grundy including running over the Introduction and the fret board riff sent by Norman.

Look forward to seeing you on the usual link – <https://us02web.zoom.us/j/89253098874>

All Workshop Manuals are on the website <https://www.lowfellukes.com/songbooks>

Have fun

Richard

Save Your Tears – The Weeknd

Intro: [C]

Verse 1: [C] I saw you [Am] dancing in a crowded [Em] room
You look so [G] happy when I'm not with [C] you
But then you [Am] saw me, caught you by [Em] surprise
a single tear [G] drop falling from your [C] eyes

Pre-Chorus: I don't know [Am] why I [Em] run away [G] Oooh
I'll [C] make you [Am] cry when I [Em] run away [G]

Verse 2: [C] You could've [Am] asked me why I broke your [Em] heart
You could've [G] told me that you fell a [C] part
But you walked [Am] past me like I wasn't [Em] there
And just pre [G] tended like you didn't [C] care

Pre-Chorus: I don't know [Am] why I [Em] run away [G] Oooh
I'll [C] make you [Am] cry when I [Em] run away [G]

Chorus: [Dm] Take me [Am] back 'cause I wanna stay
[F] Save your [G] tears for another
[C]↓ Save your [Am]↓ tears for another [Em] day [G]
[C]↓ Save your [Am]↓ tears for another [Em] day [G]

Verse 3: [C] So I made you [Am] think that I would always [Em] stay
I said some [G] things that I should never [C] say
Yeah, I broke your [Am] heart like someone did to [Em] mine
And now you won't [G] love me for a second [C] time

Pre-Chorus: I don't know [Am] why I [Em] run away [G] Oooh
I'll [C] make you [Am] cry when I [Em] run away [G]

Chorus: [Dm] Take me back [Am] 'cause I wanna stay
[F] Save your [G] tears for another
[Dm] I real [Am] ize that I'm much too late
[F] And you [G] deserve someone better
[C]↓ Save your [Am]↓ tears for another [Em] day [G]
[C]↓ Save your [Am]↓ tears for another [Em] day [G]

Pre-Chorus: [C] I don't know [Am] why I [Em] run away [G] Oooh
I'll [C] make you [Am] cry when I [Em] run away [G]

Chorus: [C]↓ Save your [Am]↓ tears for another [Em] day [G]
[C]↓ Save your [Am]↓ tears for another [Em] day [G]

Outro: [C]↓ Save your [Am]↓ tears for another [Em]↓ day [G]↓
[C]↓ Save your [Am]↓ tears for another [Em]↓ day [G]↓ [C]↓

Tequila – Daniel Flores

Intro: G↓ G↓ F↓ G↑ G↑ G↑ F↓ F↑ F↓ F↑ x3

G F G F G F G F
A|-----0---- -----0--
E|--331-13- --331-13
C|-2-----2 -2-----
G|-----

G F G F G F G
A|-----0---- -----0--
E|--331-13- --331-13
C|-2-----2 -2-----
G|-----

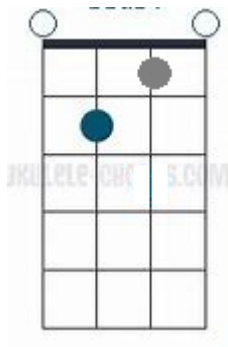
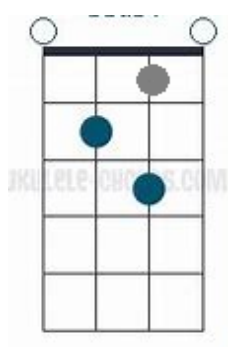
G C7 G G C7 G
A|----1---- ----1----
E|--03---3 --03---3
C|-2----- -2-----
G|-----

G C7 G A7 D7
A|----1---- 000000-5
E|--03---3 -----
C|-2----- -----
G|-----

Tequila!

Note:

By putting fingers in shape 1 below then moving tp shape 2 by lifting finger you can play first two lines. Also keeping fingers loosely in these positions can play next line and a half.



Got My Mojo Workin' - Preston Foster & Muddy Waters

Intro: [A] riff x 4 ¹

Verse 1: Got my [A] mojo working but it _ just don't work on you [A riff] x2
Got my [D7] mojo working but it _ just don't work on [A] you [A riff] x2
Want to [E7]² love you so bad [D7] _ I don't know what to [A riff] do
[E7]↓ [E7]↓ [E7]↓

Verse 2: [E7] Goin' [A] down Louisiana t' get me a mojo hand [A riff] x2
Goin' [D7] down Louisiana t' get me a mojo [A] hand [A riff] x2
Have [E7]> all you pretty women [D7] _ here under my com-[A]-mand [A riff]
[E7]↓ [E7]↓ [E7]↓

Chorus: [E7] Got my [A] mojo working, (mojo working)
Got my [A] mojo working, [A7] (mojo working)
Got my [D7] mojo working, (mojo working)
Got my [A7] mojo working, (mojo working)
Got my [E7] mojo working, [D7]
It just won't work on [A] you [A riff] x2

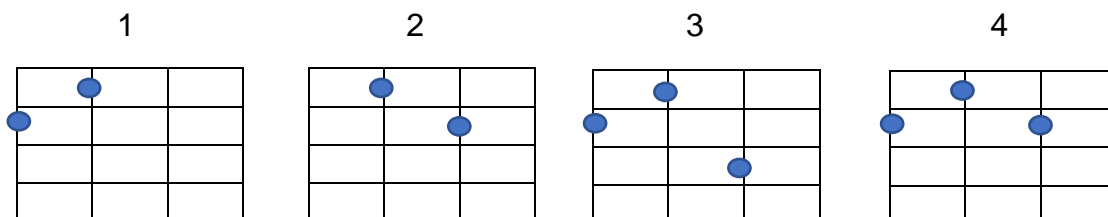
Verse 3: Got a [A] gypsy woman, giving me ad--vice [A riff] x2
Got a [D7] gypsy woman giving me ad- [A] -vice [A riff] x2
She got some [E7]> red hot lips I'm [D7] keepin them on [A] ice [A riff]
[E7]↓ [E7]↓ [E7]↓

Chorus: [E7] Got my [A] mojo working, (mojo working)
Got my [A] mojo working, [A7] (mojo working)
Got my [D7] mojo working, (mojo working)
Got my [A7] mojo working, (mojo working)
Got my [E7] mojo working, [D7]
It just won't work on [A] you [A riff] x2

Verse 4: Got some [A] ukulele mojo but it_ just won't work on you [A riff] x2
Tried [D7] Voodoo banjulele but it _ just don't work on [A] you [A riff] x2
When I'm [E7]> cleaning windows well it [D7] _ just don't work on [A] you [A riff]
[E7]↓ [E7]↓ [E7]↓

Chorus: [E7] Got my [A] mojo working, (mojo working)
Got my [A] mojo working, [A7] (mojo working)
Got my [D7] mojo working, (mojo working)
Got my [A7] mojo working, (mojo working)
Got my [E7] mojo working, [D7]
It just won't work on [A] you [A riff] x3 [A]↓

Diag 1 – A riff




¹ See Diagram 1

² D7 chord on 4th (E7) fret then slide down to D7

A moveable rock / blues intro and riff

Starting position – a Cm chord shape



Solomon Grundy

Intro and Riff

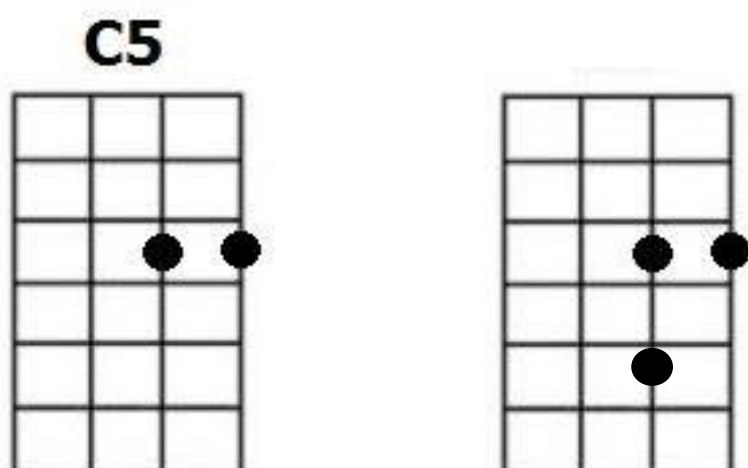
Intro **C5***

3 3 3 3 3 3 3 3 6 5 3 5 3 3 3 3 3 3 5 3 5 3 0

3 3 3 3 3 3 3 3 6 5 3 5 3 3 3 3 3 3 5 3 5 3 0

See next but one page – “Create your own blues riffs” for suggested riff

C5* is the rock riff –



Solomon Grundy – Richard Taylor

Intro: Then [C5]* x 4 bars

Verse 1: [C5] I was born on a Monday when the sky turned black
My momma called the priest as the lightning cracked
[F7] Father, father can you save this child
I can [C5] see it in his eyes that he's gonna be wild
So he [G] lit up his candle, he [F7] laid down his cross
And he [C5] rang the bell as he called to the boss

Chorus: [C5] Yeh they rang the bell (Riff)
Yeh they rang the bell (Riff)
[F] Yeh they rang the bell
Yeh they [C5] rang the bell (Riff)
[Bb] Born on a Monday and [F] buried on a Sunday
As they [C5] rang the bell

Verse 2: [C5] They called me Solomon so I'd be wise
But I turned to thieving to no one's surprise
[F7] On Wednesday I married sweet Emily Lou
The [C5] very next day I caught the Tennessee flu
By [G] Friday night the [F7] fever got worse
Come [C5] Saturday morning they called for the hearse

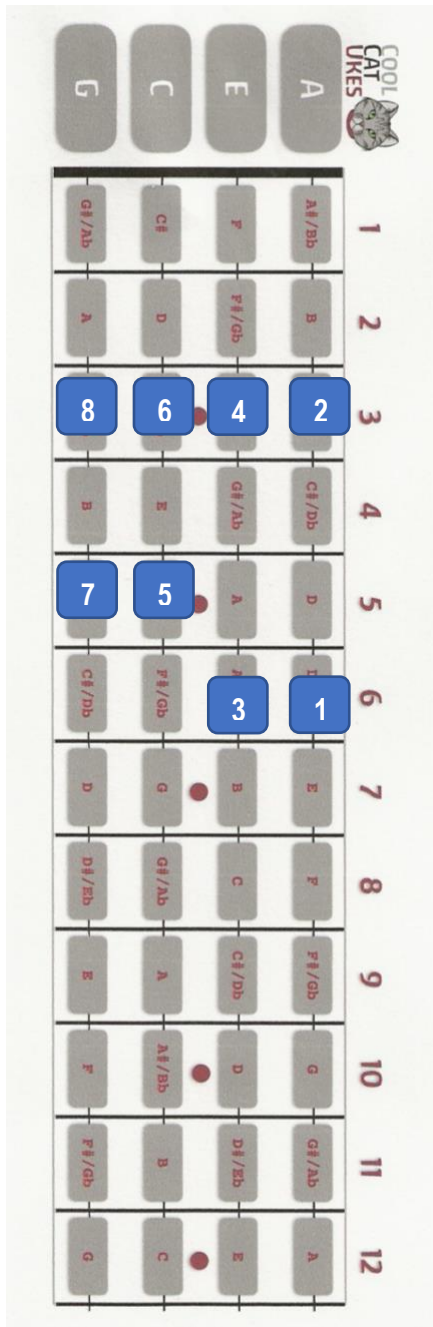
Chorus: [C5] Yeh they rang the bell (Riff)
Yeh they rang the bell (Riff)
[F] Yeh they rang the bell
Yeh they [C5] rang the bell (Riff)
[Bb] Born on a Monday and [F] buried on a Sunday
As they [C5] rang the bell

Instrum: As chorus

Verse 3: [C5] Solomon Solomon Solomon Grundy
Solomon Solomon born on a Monday
[F7] Christened on a Tuesday and married on a Wednesday
[C5] Took ill on a Thursday got worse on a Friday
[G] When Saturday came Solo [F7] mon was dead
[C5] Buried on a Sunday with a coffin for a bed

Chorus: [C5] Yeh they rang the bell (Riff)
Yeh they rang the bell (Riff)
[F] Yeh they rang the bell
Yeh they [C5] rang the bell (Riff)
[Bb] Born on a Monday and [F] buried on a Sunday
As they [C5] rang the bell (Riff)
As they [C5] rang the bell (Riff)
[Bb] Born on a Monday and [F] buried on a Sunday
As they [C5] rang the bell [G]↓ [C5]↓

Create your own blues riffs



You will recognise this as your ukulele fret board with a bar across the third fret and some suggested notes on the sixth and fifth frets.

Solomon Grundy

To play the riff for Solomon Grundy you play –
1 2 3 4 5 6 7 8

However there are lots of other riffs and keys you can play –

Changing key

If you wanted to play the same riff in for instance D rather than C just move everything up two frets. If you wanted to play in Bb (and wouldn't that be impressive) move it all down two frets – and yes you don't need a bar as the nut becomes the bar.

Playing different riffs

Start getting imaginative and work out your own riffs using those eight notes. Try,
5 5 1 2 3 4 5 6

Norman will be showing us some more interesting patterns so I suggest you use the space below to write these down.

My riff patterns...