

20
Beatles
Songs for
the Uke



Contents

ALL YOU NEED IS LOVE – JOHN LENNON & PAUL MCCARTNEY	3
AND I LOVE HER – JOHN LENNON & PAUL MCCARTNEY	4
EIGHT DAYS A WEEK – JOHN LENNON & PAUL MCCARTNEY	5
ELEANOR RIGBY - JOHN LENNON & PAUL MCCARTNEY	6
GET BACK – JOHN LENNON & PAUL MCCARTNEY	7
GIRL - JOHN LENNON & PAUL MCCARTNEY	8
HEY JUDE - JOHN LENNON & PAUL MCCARTNEY	9
IN MY LIFE - JOHN LENNON & PAUL MCCARTNEY	10
I'VE JUST SEEN A FACE – JOHN LENNON & PAUL MCCARTNEY	11
KANSAS CITY – LIEBER & STOLLER	12
LADY MADONNA – JOHN LENNON & PAUL MCCARTNEY	13
NORWEGIAN WOOD - JOHN LENNON & PAUL MCCARTNEY	14
OB-LA-DI, OB-LA-DA -JOHN LENNON & PAUL MCCARTNEY	15
OCTOPUS'S GARDEN - RICHARD STARKEY	16
SHE LOVES YOU – JOHN LENNON & PAUL MCCARTNEY	17
SOMETHING – GEORGE HARRISON	18
THINGS WE SAID TODAY - JOHN LENNON & PAUL MCCARTNEY	19
WITH A LITTLE HELP FROM MY FRIENDS – JOHN LENNON & PAUL MCCARTNEY	20
YESTERDAY – JOHN LENNON & PAUL MCCARTNEY	21
YOU'RE SIXTEEN - ROBERT & RICHARD SHERMAN	22

Compiled by Richard Taylor

Both Low Fell Ukes and Bullion Strummers have taken an interest in songs by the Beatles arranged for the ukulele. This is a short book of songs from the Fab Four, offering songs that can simply be played off the page and others which can provide the basis for more elaborate arrangement.

The songs have largely been drawn from requests by members and I hope they provide fond memories and much enjoyable strumming and singing.

All You Need is Love – John Lennon & Paul McCartney

Intro: [G]/ [D7]/ [G]/ [Em] [C]/ [D] (with Kazoo La Marseillaise)

Verse 1: [G] Love [D] love [Em] love, [G] love [D] love [Em] love
[D7] Love [G] love [D] love [Am]
[D] [Am6] [D6] [D7]

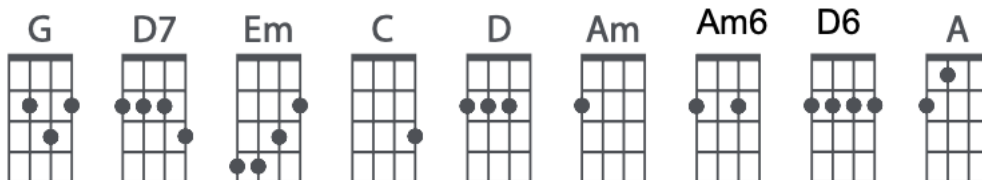
Verse 2: [G] There's nothing you can [D] do that can't be [Em] done
[G] Nothing you can [D] sing that can't be [Em] sung
[D7] Nothing you can [G] say but you can [D] learn how to play the [Am] game
It's [D] easy [Am6] [D6] [D7]

Verse 3: [G] There's nothing you can [D] make that can't be [Em] made
[G] Nothing you can [D] save that can't be [Em] saved
[D7] Nothing you can [G] do but you can [D] learn how to be you in [Am] time
It's [D] easy [Am6] [D6] [D7]

Chorus: [G] All you [A] need is love [D] [D]
[G] All you [A] need is love [D] [D]
[G] All you [B7] need is love [Em] love [Em]
[C] Love is [D] all you need [G] [D]

Verse 4: [G] There's nothing you can [D] know that isn't [Em] known
[G] Nothing you can [D] see that isn't [Em] shown
[D7] There's nowhere you can [G] be that isn't [D] where you're meant to [Am] be
It's [D] easy [Am6] [D6] [D7]

Chorus: [G] All you [A] need is love [D] [D]
[G] All you [A] need is love [D] [D]
[G] All you [B7] need is love [Em] love [Em]
[C] Love is [D] all you need [G] [D]
[G] All you [A] need is love [D] [D] - [G] All you [A] need is love [D] [D]
[G] All you [B7] need is love [Em] love [Em]
[C] Love is [D] all you need [G] [D]
[G] Love is all you need [G] love is all you need ...cha-cha-cha



[Back to top](#)

And I Love Her – John Lennon & Paul McCartney

Intro: (slow strum on [Dm] 4 x 4)

Verse 1: [Dm] I give her [Am] all my love
[Dm] That's all I [Am] do
[Dm] And if you [Am] saw my love
[F] you'd love her [G7] too
And I [C] love her

Verse 2: [Dm] She gives me [Am] everything
[Dm] And tender[Am]ly
[Dm] The kiss my [Am] lover brings
[F] she brings to [G7] me
And I [C] love her

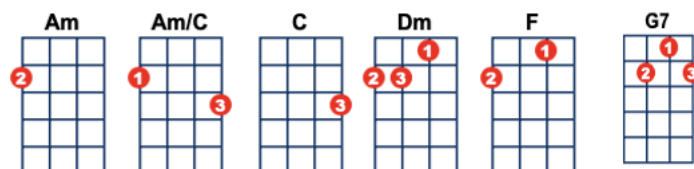
Bridge: [Am/C] A love like [G] ours [Am/C] could never [Em] die
[Am/C] As long as [Em] I have you [G] near me

Verse 3: [Dm] Bright are the [Am] stars that shine
[Dm] Dark is the [Am] sky
[Dm] I know this [Am] love of mine [F] could never [G7] die
And I [C] love her

Instrum: [Dm] *I give her [Am] all my love*
[Dm] *That's all I [Am] do*
[Dm] *And if you [Am] saw my love*
[F] *you'd love her [G7] too*
And I [C] love her

Bridge: [Am/C] A love like [G] ours [Am/C] could never [Em] die
[Am/C] As long as [Em] I have you [G] near me

Verse 4: [Dm] Bright are the [Am] stars that shine
[Dm] Dark is the [Am] sky
[Dm] I know this [Am] love of mine
[F] could never [G7] die. . . .
And I [C] Love her. . . .



Back to top

Eight Days a Week – John Lennon & Paul McCartney

Intro: [G] [A7] [C] [G]

Verse 1: Ooh I need your [A7] love babe [C] guess you know it's [G] true
[G] Hope you need my [A7] love babe [C] just like I need [G] you
[Em] ↓ Hold me [C] ↓ love me
[Em] ↓ Hold me [A7] ↓ love me
[G] Ain't got nothing but [A7] love babe [C] eight days a [G] week

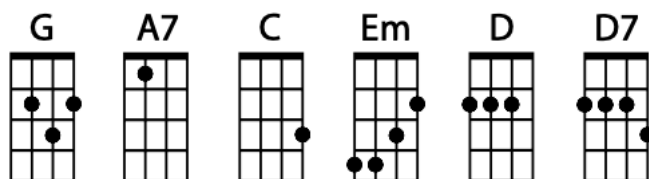
Verse 2: [G] Love you every [A7] day girl [C] always on my [G] mind
[G] One thing I can [A7] say girl [C] love you all the [G] time
[Em] ↓ Hold me [C] ↓ love me
[Em] ↓ hold me [A7] ↓ love me
[G] Ain't got nothing but [A7] love babe [C] eight days a [G] week

Bridge|: (Play single strums on the beat for these next two lines)
[D] Eight [D] days a [D] week [D] I [Em] love [Em] you
[A7] Eight [A7] days a [A7] week [A7]
Is [C] not enough to [D7] show I care

Verse 3: [G] Ooh I need your [A7] love babe [C] guess you know it's [G] true
[G] Hope you need my [A7] love babe [C] just like I need [G] you
[Em] ↓ Hold me [C] ↓ love me
[Em] ↓ Hold me [A7] ↓ love me
[G] Ain't got nothing but [A7] love babe [C] eight days a [G] week

Bridge|: (Play single strums on the beat for these next two lines)
[D] Eight [D] days a [D] week [D] I [Em] love [Em] you
[A7] Eight [A7] days a [A7] week [A7]
Is [C] not enough to [D7] show I care

Verse 4: [G] Love you every [A7] day girl [C] always on my [G] mind
[G] One thing I can [A7] say girl [C] love you all the [G] time
[Em] Hold me [C] love me [Em] hold me [A7] love me
[G] Ain't got nothing but [A7] love babe [C] eight days a [G] week
[C] Eight days a [G] week [C] eight days a [G] week
[A7] [C] [G]↓



[Back to top](#)

Eleanor Rigby - John Lennon & Paul McCartney

Intro: [C] Ah, look at all the lonely [Em] people
[C] Ah, look at all the lonely [Em] people

Verse 1: [Em] Eleanor Rigby picks up the rice in the church
Where a wedding has [C] been, lives in a [Em] dream
[Em] Waits at the window, wearing the face
That she keeps in a jar by the [C] door, who is it [Em] for?

Chorus: [Em7] All the lonely [Em6] people
Where [C] do they all come [Em] from?
[Em7] All the lonely [Em6] people
Where [C] do they all be-[Em]long?

Verse 2: [Em] Father McKenzie writing the words of a sermon
That no one will [C] hear, no one comes [Em] near
[Em] Look at him working, darning his socks in the night
When there's nobody [C] there, what does he [Em] care?

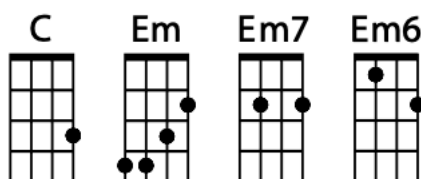
Chorus: [Em7] All the lonely [Em6] people
Where [C] do they all come [Em] from?
[Em7] All the lonely [Em6] people
Where [C] do they all be-[Em]long?

Bridge: [C] Ah, look at all the lonely [Em] people
[C] Ah, look at all the lonely [Em] people

Verse 3: [Em] Eleanor Rigby died in the church and was
Buried along with her [C] name, nobody [Em] came
[Em] Father McKenzie wiping the dirt from his hands
As he walks from the [C] grave, no one was [Em] saved

Chorus: [Em7] All the lonely [Em6] people
Where [C] do they all come [Em] from?
[Em7] All the lonely [Em6] people
Where [C] do they all be-[Em]long?

Outro: [Em7] All the lonely [Em6] people
Where [C] do they all come [Em] from?
[Em7] All the lonely [Em6] people.....



[Back to top](#)

Get Back – John Lennon & Paul McCartney

Intro: (increasing in volume) [A] /// [A] /// [A] /// [A] / [G] [D]

Verse 1: [A] Jo Jo was a man who [A7] thought he was a loner,
[D] But he knew he couldn't [A] last
[A] Jo Jo left his home in [A7] Tucson, Arizona,
[D] For some California [A] grass

Chorus: Get [A] back, get [A7] back,
Get [D] back to where you once be-[A]longed [G] [D]
Get [A] back, get [A7] back,
Get [D] back to where you once be-[A]longed
(Get Back Jojo!)

Instrum: [A] /// [A7] /// [D] /// [A] / [G] [D]
[A] /// [A7] /// [D] /// [A] / [G] [D]

Chorus: Get [A] back, get [A7] back,
Get [D] back to where you once be-[A]longed [G] [D]
Get [A] back, get [A7] back,
Get [D] back to where you once be-[A]longed
(Get Back Jojo!)

Instrum: [A] /// [A7] /// [D] /// [A] / [G] [D]
[A] /// [A7] /// [D] /// [A] / [G] [D]

Verse 2: [A] Sweet Lorretta Martin [A7] thought she was a woman,
[D] But she was another [A] man
[A] All the girls around her [A7] said she's got it coming
[D] But she gets it while she [A] can

Chorus: Get [A] back, get [A7] back,
Get [D] back to where you once be-[A]longed [G] [D]
Get [A] back, get [A7] back,
Get [D] back to where you once be-[A]longed
(Get Back Loretta – go home !)

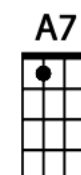
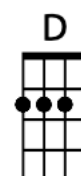
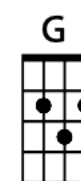
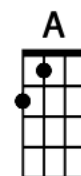
Instrum: [A] /// [A7] /// [D] /// [A] / [G] [D]
[A] /// [A7] /// [D] /// [A] / [G] [D]

Chorus: Get [A] back, get [A7] back,
Get [D] back to where you once be-[A]longed [G] [D]
Get [A] back, get [A7] back,
Get [D] back to where you once be-[A]longed

Outro (Spoken) [A] Get back Loretta, [D] Your mommy is waiting for [A] you [G] [D]
[A] Wearin' her high heel shoes and her [A] low neck sweater,
[D] Get back home Loretta [A]

Chorus: Get [A] back, get [A7] back,
Get [D] back to where you once be-[A]longed [G] [D]
Get [A] back, get [A7] back,
Get [D] back to where you once be-[A]longed
(Get Back Jojo!) [G]/ [D]/ [A]↓

Back to top



Girl - John Lennon & Paul McCartney

Verse 1: Is there [Am] anybody [E7] going to listen [Am] to my story
[Dm] All about the girl who came to [C] stay [E7]
She's the [Am] kind of girl you [E7] want so much
It [Am] makes you sorry
[Dm] Still you don't regret a single [Am] day

Chorus: Ah [C] gi[Em]rl [Dm] [G7] [C] gi[Em]rl [Dm] [G7]

Verse 2: When I [Am] think of all the [E7] times
I've tried so [Am] hard to leave her
[Dm] She will turn to me and start to [C] cry [E7]
And she [Am] promises the [E7] earth to me
And [Am] I believe her
[Dm] After all this time I don't know [Am] why

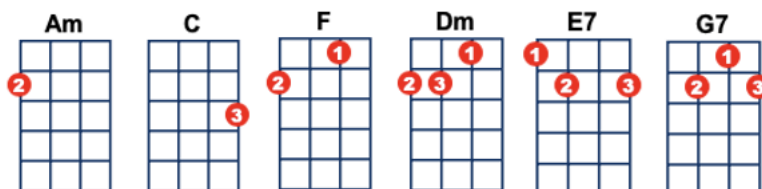
Chorus: Ah [C] gi[Em]rl [Dm] [G7] [C] gi[Em]rl [Dm] [G7]

Bridge: [Dm] She's the kind of girl who puts you [A7] down
When friends are there you feel a [Dm] fool [A7]
[Dm] When you say she's looking good
She [A7] acts as if it's understood she's [Dm] cool ooh [F] ooh ooh

Chorus: [C] Gi[Em]rl [Dm] [G7] [C] gi[Em]rl [Dm] [G7]

Verse 3: Was she [Am] told when she was [E7] young
That pain would [Am] lead to pleasure
[Dm] Did she understand it when they [C] said [E7]
That a [Am] man must break his [E7] back
To earn his [Am] day of leisure
[Dm] Will she still believe it when he's [Am] dead

Outro: Ah [C] gi[Em]rl [Dm] [G7]
[C] gi[Em]rl [Dm] [G7]
Ah [C] gi[Em]rl [Dm] [G7]
[C] gi[Em]rl [Dm] [G7] [Am]↓



[Back to top](#)

Hey Jude - John Lennon & Paul McCartney

Verse 1: Hey [G] Jude don't make it [D] bad
Take a [D7] sad song and make it [G] better
Re[C]member to let her into your [G] heart
Then you can [D7] start to make it [G] better

Verse 2: Hey [G] Jude don't be a-[D]fraid
You were [D7] made to go out and [G] get her
The [C] minute you let her under your [G] skin
Then you be[D7]gin to make it [G] better [G]

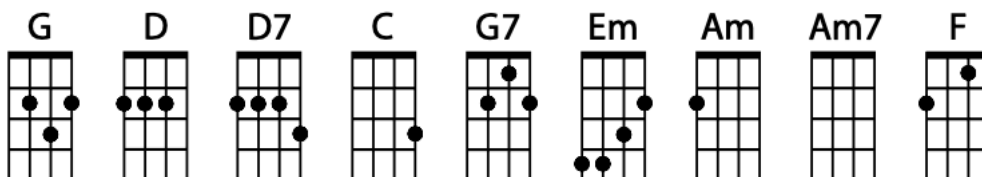
Bridge: [G7]And any time you feel the [C] pain hey [Em] Jude re-[Am]frain
Don't [Am7] carry the [D] world u[D7]pon your [G] shoulder [G]
[G7]For well you know that it's a [C] fool who [Em] plays it [Am] cool
By [Am7] making his [D] world a [D7] little [G] colder
[G] Na na na [G7]na na na na [D7] na na [G] [D7]

Verse 3: Hey [G] Jude don't let me [D] down
You have [D7] found her now go and [G] get her
Re[C]member to let her into your [G] heart
Then you can [D7] start to make it [G] better [G] [G7]

Bridge 2: So let it out and let it [C] in hey [Em] Jude be-[Am]gin
You're [Am7] waiting for [D] someone [D7] to per-[G]form with [G] [G7]
But don't you know that it's just [C] you hey [Em] Jude you'll [Am] do
The [Am7] movement you [D] need is [D7] on your [G] shoulder
[G] Na na na [G7]na na na na [D7] na na

Verse 4: Hey [G] Jude don't make it [D] bad
Take a [D7] sad song and make it [G] better
Re[C]member to let her under your [G] skin
Then you can be-[D7]gin to make it [G] better
Better better better better better yeah!!

Outro: [G] Na na na [F] na na na na [C] na na na na hey [G] Jude
(repeat at least 3 times)



[Back to top](#)

In My Life - John Lennon & Paul McCartney

Intro: [G] [G] [D] [G] [G] [D] [D7]

Verse 1: There are [G] places I'll re[Em]member [G7]
All my [C] li[Cm]fe though [G] some have changed
Some Forever not [Em] for better [G7]
Some have [C] go[Cm]ne and [G] some remain

Verse 2: All these [Em] places had their [A7] moments
With [F] lovers and friends I [G] still can recall
Some are [Em] dead and some are [A7] living
In [Cm] my life I've [G] loved them all

[G] [G] [D]

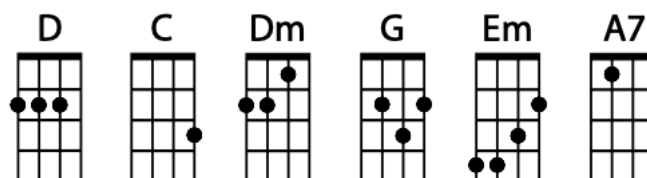
Verse 3: But of [G] all these friends and [Em] lovers [G7]
There is [C] no [Cm] one com[G]pares with you
And these memories lose their [Em] meaning [G7]
When I [C] think of [Cm] love as [G] something new

Chorus: Though I [Em] know I'll never lose [A7] affection
For [F] people and things that [G] went before
I [Em] know I'll often stop and think [A7] about them
In [Cm] my life I'll [G] love you more

Instrum: [G] [D] [Em] [G7] [C] [Cm] [G] (Play as 12,12,12,12,12,12,1234)
[G] [D] [Em] [G7] [C] [Cm] [G]

Chorus: Though I [Em] know I'll never lose [A7] affection
For [F] people and things that [G] went before
I [Em] know I'll often stop and think [A7] about them
In [Cm] my life I'll [G] love you more
In [Cm] my life I'll [G] love you more

[G] [G] [D] [G] [G] [D] [D7] [G]



Back to top

I've Just Seen A Face – John Lennon & Paul McCartney

Intro: [Em] [Em] [C] [C] [D]

Verse 1: [G] I've just seen a face I can't forget the time or place where we just [Em] met,
She's just the girl for me and I want the all the world to see we've [C] met.
Mm mm [D7] mm, mm mm [G] mm

Verse 2: [G] Had it been another day I might have looked the other way
And,[Em] I'd have never been aware but as it is I'll dream of her to-[C]night.
Da da [D7] da, da da [G] da

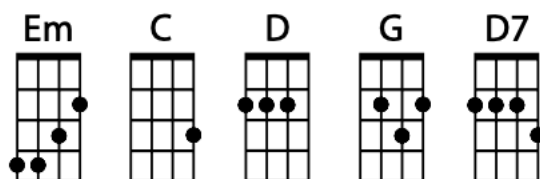
Chorus: [D7] Falling, yes I'm [C] falling,
And she keeps [G] calling [C] me back a-[G]gain.

Verse 3: [G] I have never known the like of this I've been alone and I have,
[Em] Missed things and kept out of sight for other girl were never quite like [C] this.
Da da [D7] da, da da [G] da

Chorus: [D7] Falling, yes I'm [C] falling,
And she keeps [G] calling [C] me back a-[G]gain.
[D7] Falling, yes I'm [C] falling,
And she keeps [G] calling [C] me back a-[G]gain.

Verse 1: [G] I've just seen a face I can't forget the time or place where we just [Em] met,
She's just the girl for me and I want the all the world to see we've [C] met.
Mm mm [D7] mm, mm mm [G] mm

Chorus: [D7] Falling, yes I'm [C] falling,
And she keeps [G] calling [C] me back a-[G]gain.
[D7] Falling, yes I'm [C] falling,
And she keeps [G] calling [C] me back a-[G]gain
[D7] Falling, yes I'm [C] falling,
And she keeps [G] calling [C] me back a-[G]gain [D7]↓ [G]↓



[Back to top](#)

Kansas City – Lieber & Stoller

Intro: [E7] [D7] [A7] [DEbE]*

Verse 1: [A] I'm going to Kansas City, Kansas City here I come
I'm going to [D7] Kansas City, Kansas City here I [A] come
They got some [E7] pretty little women there,
And [D7] I'm gonna get me [A7] one [E7]

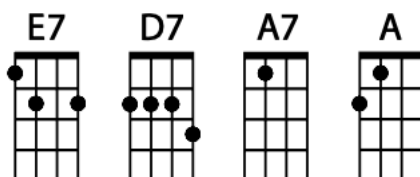
Verse 2: [A] I'm gonna be standing on the corner, 12th Street and Vine
I'm gonna be [D7] standing on the corner, 12th Street and [A] Vine
With my [E7] Kansas City baby
And a [D7] bottle of Kansas City [A] wine [E7]

Verse 3: [A]↓ Well, I might take a train, [A]↓ I might take a plane
[A]↓ And if I have to walk I'm going [A7] get there just the same
I'm going to [D7] Kansas City, Kansas City here I [A] come
They've got some [E7] crazy looking women there
And I'm [D7] gonna get me [A7] one. [E7]

Instrum: [A] *I'm going to Kansas City, Kansas City here I come*
I'm going to [D7] Kansas City, Kansas City here I [A] come
They got some [E7] pretty little women there,
And [D7] I'm gonna get me [A7] one [E7]

Verse 4: [A]↓ If I stay with that woman, I [A]↓ know I'm going to die
Have to [A]↓ find a friendly baby, that's the [A7] reason why
I'm going to [D7] Kansas City, Kansas City here I [A] come
They've got some [E7] crazy looking women there
And I'm [D7] gonna get me [A7] some [E7]

Outro: [A] Bye bye baby, bye bye baby bye bye
I said [D7] bye bye baby, bye bye baby bye [A] bye
I'm [E7] going to Kansas City
And [D7] stay there 'til I [A7] die
[A7 tremolo] [A7] ↓



*Cover bottom two strings and slide second to third to fourth fret

[Back to top](#)

Lady Madonna – John Lennon & Paul McCartney

Intro: [A] Lady Ma[D]onna, [A] children at your [D] feet,
[A] Wonder how you [D] manage to [F] make [G] ends [A] meet?

Verse 1: [A] Lady Ma[D]onna, [A] children at your [D] feet,
[A] Wonder how you [D] manage to [F] make [G] ends [A] meet?
[A] Who finds the [D] money [A] when you pay the [D] rent
[A] Did you think that [D] money was [F] hea[G]ven [A] sent
[Dm] Friday night arrives without a [G] suitcase
[C] Sunday morning creeps in like a [Am] nun
[Dm] Monday's child has learned to tie his [G7] bootlace
[C] See [Dm] how they [E7sus4] > [E7] run

Verse 2: [A] Lady Ma[D]onna, [A] baby at your [D] breast
[A] Wonder how you [D] manage to [F] feed [G] the [A] rest

Instrum: [A] Lady Ma[D]onna, [A] children at your [D] feet,
[A] Wonder how you [D] manage to [F] make [G] ends [A] meet?

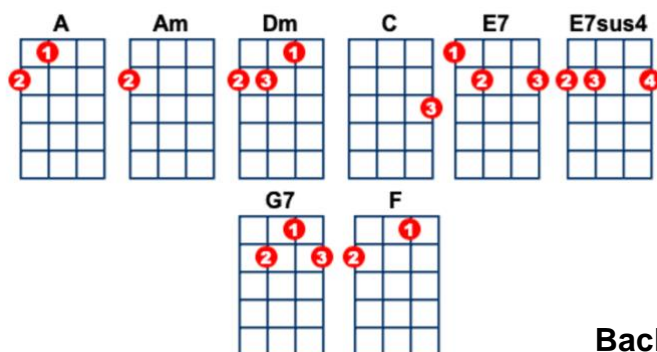
[Dm] Ba-ba-ba bah ba ba-ba [G] bah ba-bah ba-bah
[C] Ba-ba-ba bah ba ba-ba [Am] baa ba bah ba -bah
[Dm] Ba-ba-ba bah ba ba-ba [G] bah ba-bah ba-bah
[C] See [Dm] how they [E7sus4] > [E7] run

Verse £: [A] Lady Ma[D]onna, [A] lying on the [D] bed
[A] Listen to the [D] music playing [F] in [G] your [A] head

Instrum: [A] Lady Ma[D]onna, [A] children at your [D] feet,
[A] Wonder how you [D] manage to [F] make [G] ends [A] meet?

[Dm] Tuesday afternoon is never [G] ending
[C] Wednesday morning papers didn't [Am] come
[Dm] Thursday night your stockings needed [G7] mending
[C] See [Dm] how they [E7sus4] > [E7] run

Outro: [A] Lady Ma[D]onna, [A] children at your [D] feet,
[A] Wonder how you [D] manage to [F] make [G] ends [A] meet?
[A] [D] [A] [D]
[A] [D] single strum each for [F] [G] [A]



[Back to top](#)

Norwegian Wood - John Lennon & Paul McCartney

Intro:

Uke 1: [D] [C] [D]
 Uke 2: A|0 2 0 - - - - -
 . E|- - 3 2 0 3 2 - - 3 - -2
 . C|- - - - - - -2 0 - 0 2
 . G|- - - - - - - - 2 **Repeat**

Verse 1: [D] I once had a girl or should I say [C] she once [G] had [D] me
 [D] She showed me her room
 Isn't it good [C] Norwe[G]gian [D] wood

Chorus: She [Dm] asked me to stay
 And she told me to sit any[G]where
 So [Dm] I looked around and I noticed
 There wasn't a [Em] chair [A7]

Verse 2: [D] I sat on a rug biding my time [C] drinking [G] her [D] wine
 [D] We talked until two
 And then she said [C] it's time [G] Gor [D] bed

Instrum:

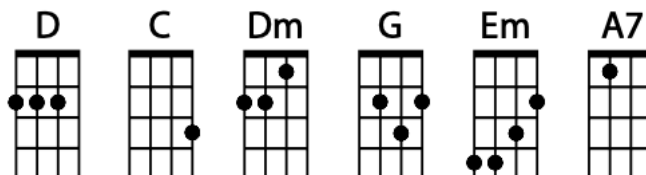
Uke 1: [D] [C] [D]
 Uke 2: A|0 2 0 - - - - -
 . E|- - 3 2 0 3 2 - - 3 - -2
 . C|- - - - - - -2 0 - 0 2
 . G|- - - - - - - - 2 **Repeat**

Chorus: She [Dm] told me she worked in the morning
 And started to [G] laugh
 I [Dm] told her I didn't
 And crawled oGG to sleep in the [Em] bath [A7]

Verse 3: [D] And when I awoke I was alone [C] this bird [G] had [D] Glown
 [D] So I lit a fire isn't it good [C] Norwe[G]gian [D] wood

Outro:

Uke 1: [D] [C] [D]
 Uke 2: A|0 2 0 - - - - -
 . E|- - 3 2 0 3 2 - - 3 - -2
 . C|- - - - - - -2 0 - 0 2
 . G|- - - - - - - - 2 **Repeat**



[Back to top](#)

Ob-La-Di, Ob-La-Da -John Lennon & Paul McCartney

Intro: [G] [G] [G] [G]

Verse 1: [G] Desmond has a barrow in the [D] market place.
[D7] Molly is the singer in a [G] band.
Desmond says to [G7] Molly, "Girl, I [C] like your face"
And Molly [G] says this as she [D7] takes him by the [G] hand...

Chorus: Ob-la-[G]-di, ob-la-da, life goes [D] on, [Em] brah
[G] La la how that [D7] life goes [G] on
Ob-la-[G]-di, ob-la-da, life goes [D] on, [Em] brah,
[G] La la how that [D7] life goes [G] on

Verse 2: [G] Desmond takes a trolley to the [D] jeweller's store
[D7] Buys a twenty carat golden [G] ring
Takes it back to [G7] Molly waiting [C] at the door,
And as he [G] gives it to her [D7] she begins to [G] sing

Chorus: Ob-la-[G]-di, ob-la-da, life goes [D] on, [Em] brah
[G] La la how that [D7] life goes [G] on
Ob-la-[G]-di, ob-la-da, life goes [D] on, [Em] brah,
[G] La la how that [D7] life goes [G] on

Bridge: [C] In a couple of years they have built a home sweet [G] home [Gsus2] [G] [G7]
[C] With a couple of kids running in the yard
Of [G] Desmond and Molly [D7] Jones

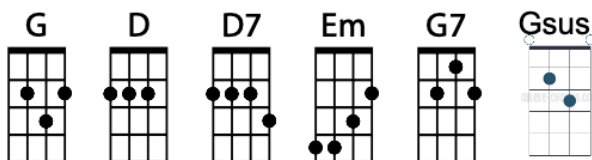
Verse 3: [G] Happy ever after in the [D] market place
[D7] Desmond lets the children lend a [G] hand
Molly stays at [G7] home and does her [C] pretty face
And in the [G] evening she still [D7] sings it with the [G] band, yeah!

Chorus: Ob-la-[G]-di, ob-la-da, life goes [D] on, [Em] brah
[G] La la how that [D7] life goes [G] on
Ob-la-[G]-di, ob-la-da, life goes [D] on, [Em] brah,
[G] La la how that [D7] life goes [G] on

Verse 4: [C] In a couple of years they have built a home sweet [G] home [Gsus2] [G] [G7]
[C] With a couple of kids running in the yard
Of [G] Desmond and Molly [D7] Jones
[G] Happy ever after in the [D] market place
[D7] Molly lets the children lend a [G] hand
Desmond stays at [G7] home and does his [C] pretty face
And in the [G] evening she's a [D7] singer with the [G] band, yeah!

Chorus: Ob-la-[G]-di, ob-la-da, life goes [D] on, [Em] brah
[G] La la how that [D7] life goes [G] on
Ob-la-[G]-di, ob-la-da, life goes [D] on, [Em] brah,
[G] La la how that [D7] life goes [G] on

Outro: And if you [C] ↓ want some fun, sing [G] ↓ Ob-la- [D] ↓ di-bla-[G] ↓ da



[Back to top](#)

Octopus's Garden - Richard Starkey

Intro: [C] [Am] [F] [G]

Verse 1: [C] I'd like to be [Am] under the sea
In an [F] octopus's garden in the [G] shade
[C] He'd let us in [Am] knows where we've been
In his [F] octopus's garden in the [G] shade

[Am] I'd ask my friends to come and see [Am7] ↓ [F] ↓
[F] An octopus's [G] garden with me
[C] I'd like to be [Am] under the sea
In an [F] octopus's [G] garden in the [C] shade

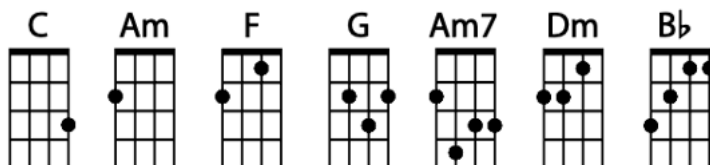
Verse 2: [C] We would be warm [Am] below the storm
In our [F] little hideaway beneath the [G] waves
[C] Resting our head [Am] on the sea bed
In an [F] octopus's garden near a [G] cave

[Am] We would sing and dance around [Am7] ↓ [F] ↓
[F] Because we know we [G] can't be found
[C] I'd like to be [Am] under the sea
In an [F] octopus's [G] garden in the [C] shade

Instrum: [F] [F] [Dm] [Dm] [Bb] [Bb] [C] [C]
[F] [F] [Dm] [Dm] [Bb] [C] [F] [G]

Verse 3: [C] We would shout [Am] and swim about
The [F] coral that lies beneath the [G] waves[(Lies beneath the ocean waves)
[C] Oh what joy for [Am] every girl and boy
[F] Knowing they're happy and they're [G] safe (Happy and they're safe)
[Am] We would be so happy you and me [Am7] ↓ [F] ↓
[F] No one there to tell us what to [G] do

Outro: [C] I'd like to be [Am] under the sea
In an [F] octopus's [G] garden with [Am] you
In an [F] octopus's [G] garden with [Am] you
In an [F] octopus's [G] garden with [C] you
[C] [G↓] [C] ↓



[Back to top](#)

She Loves You – John Lennon & Paul McCartney

Chorus: She [Em] loves you, yeah, yeah, yeah
She [A7] loves you, yeah, yeah, yeah
She [C] loves you, yeah, yeah, yeah [G] yeah [G]

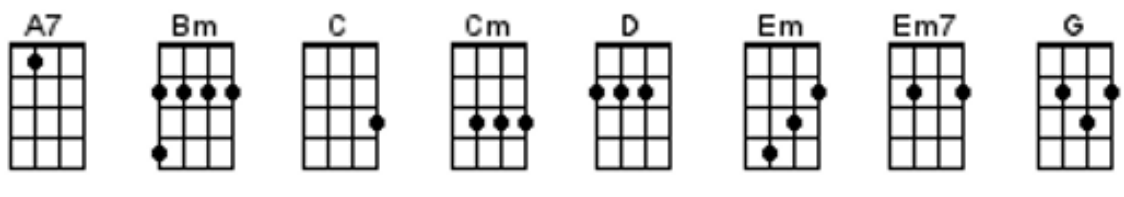
Verse 1: You [G] think you've lost your [Em7] love, well, I [Bm] saw her yester-[D]day
It's [G] you she's thinking [Em7] of, and she [Bm] told me what to [D] say
She said she [G] loves you, and you know that can't be [Em] bad [Em]
Yes she [Cm] loves you, and you know you should be [D] glad [D]

She [G] said you hurt her [Em7] so, she [Bm] almost lost her [D] mind
But [G] now she said she [Em7] knows, you're [Bm] not the hurting [D] kind
She said she [G] loves you, and you know that can't be [Em] bad [Em]
Yes she [Cm] loves you, and you know you should be [D] glad [D] oooh

Chorus: She [Em] loves you, yeah, yeah, yeah
She [A7] loves you, yeah, yeah, yeah
With a [Cm] ↓ love ↓ like ↓ that, you [D] know you should be [G] glad [G]

Verse 3: You [G] know it's up to [Em7] you, I [Bm] think it's only [D] fair
[G] Pride can hurt you [Em7] too, a-[Bm]pologize to [D] her
Because she [G] loves you, and you know that can't be [Em] bad [Em]
Yes she [Cm] loves you, and you know you should be [D] glad [D] oooh

Chorus: She [Em] loves you, yeah, yeah, yeah
She [A7] loves you, yeah, yeah, yeah
With a [Cm] ↓ love ↓ like ↓ that, you [D] know you should be [G] glad [Em]
With a [Cm] ↓ love ↓ like ↓ that, you [D] know you should be [G] glad [Em]
With a [Cm] ↓ love ↓ like ↓ that, you [D] ↓ know you sho-o-ould, be [G] glad [G]
[Em] Yeah, yeah, yeah [C] yeah, yeah, yeah [G] ↓ yeah!



[Back to top](#)

Something – George Harrison

Intro:
 i. [F]x3 [Eb] ↓ [G] ↓ [C] ↓
 ii. **Single notes played on G string - 2,5,2,3,4,5**

Verse 1:
 [C] Something in the way she [Cmaj7] moves
 [C7] Attracts me like no other [F] lover [F] [Fmaj7]
 [D] Something in the [D7] way she [G] woos me
 I [Am] don't want to lose her [Caug] now
 You [C] know I believe and [D7] how

Riff:
 i. [F]x3 [Eb] ↓ [G] ↓ [C] ↓
 ii. **Single notes played on G string - 2,5,2,3,4,5**

Verse 2:
 [C] Something in her smile she [Cmaj7] knows
 [C7] That I don't need no other [F] lover [F] [Fmaj7]
 [D] Something in her [D7] style that [G] shows me
 I [Am] don't want to lose her [Caug] now
 You [C] know I believe and [D7] how

Riff:
 i. [F]x3 [Eb] ↓ [G] ↓ [A]
 ii. **Single notes played on G string - 2,5,2,3,4,6**

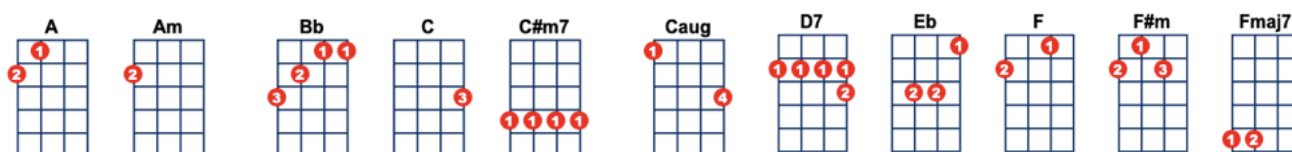
Bridge:
 [A] You're asking me [C#m7] will me love [F#m] grow [A]
 I don't [D] know, [G] I don't [A] know
 [A] You stick a [C#m7] round now, it may [F#m] show [A]
 I don't [D] know, [G] I don't [C] know

Verse 3:
 [C] Something in the way she [Cmaj7] knows
 [C7] And all I have to do is think [F] of her [F] [Fmaj7]
 [D] Something in the [D7] things she [G] shows me
 I [Am] don't want to lose her [Caug] now
 You [C] know I believe and [D7] how

Riff:
 i. [F]x3 [Eb] ↓ [G] ↓ [C] ↓
 ii. **Single notes played on G string - 2,5,2,3,4,5**

Verse 3:
 [C] Something in the way she [Cmaj7] knows
 [C7] And all I have to do is think [F] of her [F] [Fmaj7]
 [D] Something in the [D7] things she [G] shows me
 I [Am] don't want to lose her [Caug] now
 You [C] know I believe and [D7] how

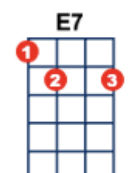
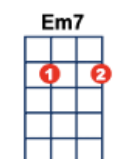
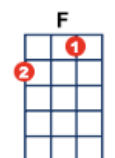
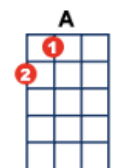
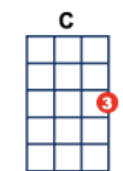
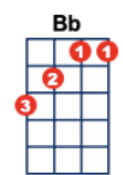
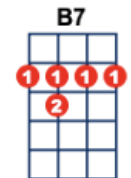

Outro:
 i. [F]x3 [Eb] ↓ [G] ↓ [A]
 ii. **Single notes played on G string - 2,5,2,3,4,6**
 i. [F]x3 [Eb] ↓ [G] ↓ [C] ↓
 ii. **Single notes played on G string - 2,5,2,3,4,5**



[Back to top](#)

Things We Said Today - John Lennon & Paul McCartney

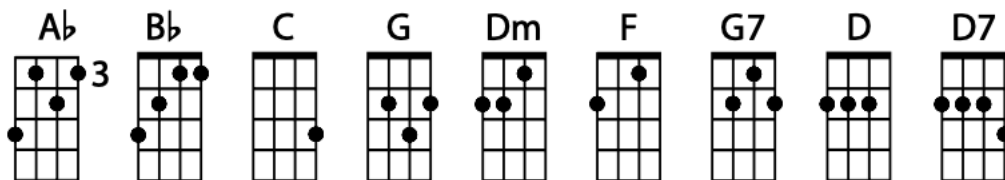
- Verse 1:** [Am] You say [Em7] you will [Am] love [Em7] me
[Am] If I [Em7] have to [Am] go [Em7]
[Am] You'll be [Em7] thinking [Am] of [Em7] me
[Am] Somehow [Em7] I will [Am] know [Em7]
- Chorus:** [C] Someday when I'm [C7] lonely
[F] Wishing you weren't so [Bb] far away
[Am] Then I [Em7] will re-[Am]mem-[Em7]ber
[Am] Things we [Em7] said to-[Am]day [Am]
- Verse 2:** You say [Em7] you'll be [Am] mine, [Em7] girl
[Am] 'Til the [Em7] end of [Am] time [Em7]
[Am] These days [Em7] such a [Am] kind [Em7] girl
[Am] Seems so [Em7] hard to [Am] find [Em7]
- Chorus:** [C] Someday when we're [C7] dreaming
[F] Deep in love, not a [Bb] lot to say
[Am] Then we [Em7] will re-[Am]mem-[Em7]ber
[Am] Things we [Em7] said to-[A]day
- Bridge:** [A] Me, I'm just the [D] lucky kind
[B7] Love to hear you [E7] say that love is [A] love
And though we [D] may be blind
[B7] love is here to [Bb] stay and that's
- Verse 3:** E-[Am]nough to [Em7] make you [Am] mine, [Em7] girl
[Am] Be the [Em7] only [Am] one [Em7]
[Am] Love me [Em7] all the [Am] time, [Em7] girl
[Am] We'll go [Em7] on and [Am] on [Em7]
- Chorus:** [C] Some day when we're [C7] dreaming
[F] Deep in love, not a [Bb] lot to say
[Am] Then we [Em7] will re-[Am]mem-[Em7]ber
[Am] Things we [Em7] said to-[A]day
- Bridge:** [A] Me, I'm just the [D] lucky kind
[B7] Love to hear you [E7] say that love is [A] love
And though we [D] may be blind
[B7] love is here to [Bb] stay and that's
- Verse 4:** E-[Am]nough to [Em7] make you [Am] mine, [Em7] girl
[Am] Be the [Em7] only [Am] one [Em7]
[Am] Love me [Em7] all the [Am] time, [Em7] girl
[Am] We'll go [Em7] on and [Am] on [Em7]
- Chorus:** [C] Some day when we're [C7] dreaming
[F] Deep in love, not a [Bb] lot to say
[Am] Then we [Em7] will re-[Am]mem-[Em7]ber
[Am] Things we [Em7] said to-[A]day



[Back to top](#)

With a Little Help from My Friends – John Lennon & Paul McCartney

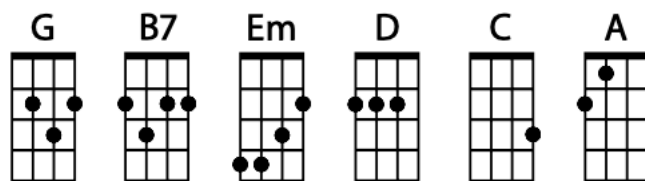
- Intro:** [Ab]/ [Bb]/ [C]///
- Verse 1:** [C] What would you [G] think if I [Dm] sang out of tune
Would you stand up and [G] walk out on [C] me
Lend me your [G] ears and I'll [Dm] sing you a song
And I'll try not to [G] sing out of [C] key
- Chorus:** Oh I get [Bb] by with a little [F] help from my [C] friends
Mmm I get [Bb] high with a little [F] help from my [C] friends
Mmm gonna [Bb] try with a little [F] help from my [C] friends [G7]
- Verse 2:** [C] What do I [G] do when my [Dm] love is away
Does it worry you to [G] be a-[C]lone
How do I [G] feel by the [Dm] end of the day
Are you sad because you're [G] on your [C] own
- Chorus:** Oh I get [Bb] by with a little [F] help from my [C] friends
Mmm I get [Bb] high with a little [F] help from my [C] friends
Mmm gonna [Bb] try with a little [F] help from my [C] friends
- Bridge:** Do you [Am] neeeeed any-[D7] body...
I [C] need some-[Bb]body to [F] love
Could it [Am] beeeeeee any-[D] body...
I [C] want some-[Bb]body to [F] love
- Verse 3:** [C] Would you be-[G]lieve in [Dm] love at first sight
Yes I'm certain that it [G] happens all the [C] time
What do you [G] see when you [Dm] turn out the light
I can't tell you but I [G] know it's [C] mine
- Chorus:** Oh I get [Bb] by with a little [F] help from my [C] friends
Mmm I get [Bb] high with a little [F] help from my [C] friends
Mmm gonna [Bb] try with a little [F] help from my [C] friends
- Bridge:** Do you [Am] neeeeed any-[D7] body...
I [C] need some-[Bb]body to [F] love
Could it [Am] beeeeeee any-[D] body...
I [C] want some-[Bb]body to [F] love
- Chorus:** Oh I get [Bb] by with a little [F] help from my [C] friends
Mmm I get [Bb] high with a little [F] help from my [C] friends
Mmm gonna [Bb] try with a little [F] help from my
[Ab] friends....[Bb].....[C]↓



[Back to top](#)

Yesterday – John Lennon & Paul McCartney

- Verse 1:** [G] Yesterday
[B7] All my troubles seemed so [Em] far away [D] [C]
Now it [D] looks as though they're [G] here to stay
Oh [Em] I be-[A]lieve in [C] yester-[G]day
- Verse 2:** [G] Suddenly
[B7] I'm not half the man I [Em] used to be [D] [C]
There's a [D] shadow hanging [G] over me
Oh [Em] yester-[A]day came [C] sudden-[G]ly
- Bridge:** [B7] Why she [Em] had [D] to [C] go
I don't [D] know she wouldn't [G] say
[B7] I said [Em] some-[D]thing [C] wrong
Now I [D] long for yester-[G]day
- Verse 3:** [G] Yesterday
[B7] Love was such an easy [Em] game to play [D] [C]
Now I [D] need a place to [G] hide away
Oh [Em] I be-[A]lieve in [C] yester-[G]day
- Bridge:** [B7] Why she [Em] had [D] to [C] go
I don't [D] know she wouldn't [G] say
[B7] I said [Em] some-[D]thing [C] wrong
Now I [D] long for yester-[G]day
- Verse 4:** [G] Yesterday
[B7] Love was such an easy [Em] game to play [D] [C]
Now I [D] need a place to [G] hide away
Oh [Em] I be-[A]lieve in [C] yester-[G]day
[Em] Mm mm [A] mm mm [C] mm mm [G]↓mm



[Back to top](#)

You're Sixteen - Robert & Richard Sherman

Intro: [Em7] [Gdim] [Dm7] [Gaug] x 2

Verse 1: You come [C] on like a dream, [E7] peaches and cream,
[F] Lips like strawberry [C] wine.
You're six[D7]teen, you're [G7] beautiful and you're [C] mine. [Gaug]

Verse 2: You're all [C] ribbons and curls, [E7] ooh, what a girl,
[F] Eyes that twinkle and [C] shine.
You're six[D7]teen, you're [G7] beautiful and you're [C] mine

Chorus: [E7] You're my baby, you're my pet,
[A7] We fell in love on the night we met.
You [D7] touched my hand, my heart went pop,
And [G7] ooh, when we kissed, I [Gaug] could not stop.

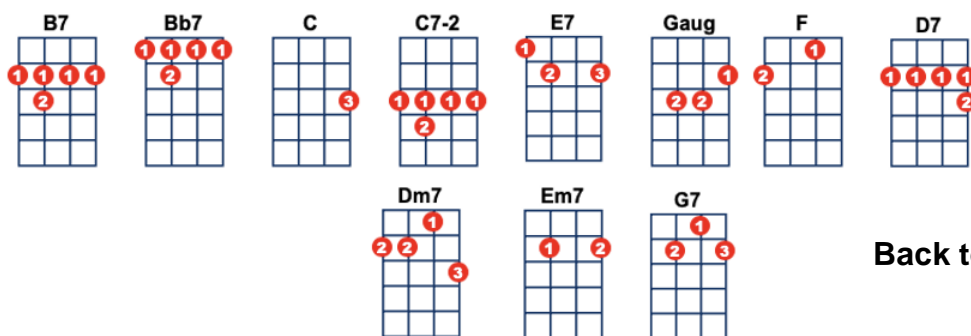
Verse 3: You walked [C] out of my dreams, [E7] into my arms,
[F] Now you're my angel di[C]vine.
You're six[D7]teen, you're [G7] beautiful and you're [C] mine. [G7]

Instrum: [C]/// [E7]/// [F]/// [C]/// (Kazoo to play melody)
You're six[D7]teen, you're [G7] beautiful and you're [C] mine. [G7]
[C]/// [E7]/// [F]/// [C]/// (Kazoo to play melody)
You're six[D7]teen, you're [G7] beautiful and you're [C] mine

Chorus: [E7] You're my baby, you're my pet,
[A7] We fell in love on the night we met.
You [D7] touched my hand, my heart went pop,
And [G7] ooh, when we kissed, I [Gaug] could not stop.

Verse 4: You walked [C] out of my dreams, [E7] into my arms
[F] Now you're my angel di[C]vine.
You're six[D7]teen, you're [G7] beautiful and you're [C] mine. [A7]
You're six[D7]teen, you're [G7] beautiful and you're [C] mine. [A7]
Well, you're six[D7]teen, you're [G7] beautiful and you're [C] mine.
All [D7] mine, all [G7] mine, all [C] mine x 3
[G7]↓ [C]↓

On the and you're [C] mine [A7] lines you can do a [C7-2] run down
from fret 3: [C7-2] -> [B7] -> [Bb7] -> [A7]



Back to top